

4 DAYS 35 TRACKS 90+ SPEAKERS 150+ EXHIBITORS 410+ HOURS OF CE ONE EXCEPTIONAL EVENT

mvc **midwest** VETERINARY CONFERENCE

HOSTED BY OHIO VETERINARY MEDICAL ASSOCIATION | FEB. 20-23, 2020 | COLUMBUS, OHIO

**MOBILE
APP**
available in
January!
Details inside



2020 REGISTRATION PROGRAM



@MVCinfo
#2020MVC

CONTENTS

Dates & Deadlines2

Registration

 Fees3

 FAQs3

 Veterinarian Form5

 Non-Veterinarian Form7

MVC Supporters9

Conference Schedule10

2020 Highlights10

Featured Events10

Exhibit Hall 12

CE Schedule

 Thursday 02|20|20 14

 Friday 02|21|20 17

 Saturday 02|22|20 21

 Sunday 02|23|2025

Session & Lab Descriptions

 Thursday 02|20|2028

 Friday 02|21|2039

 Saturday 02|22|2054

 Sunday 02|23|20 68

Speakers77

MVC Committees78

Hotels & Parking 81

Attendee FAQs82

12 01 19	<p>Tier I registration begins See page 3 or www.mvcinfo.org/registration</p> <p>Volunteer sign-up opens See page 83 or www.mvcinfo.org/volunteer</p> <p>Registration for Veterinary Exploration Conference (VEC) and Parent Workshop opens See www.mvcinfo.org/VEC</p>
12 20 19 12:00 P.M. EST	<p>Shelter Animal Medicine & Care Scholarship application period closes See page 83 or www.mvcinfo.org/shelter</p>
01 02 20	<p>Shelter Animal Medicine & Care Scholarship award winners announced See page 83 or www.mvcinfo.org/shelter</p>
01 06 20	<p>2020 MVC Mobile App available for download See page 83 or www.mvcinfo.org/app</p>
01 07 20 11:59 P.M. EST	<p>Tier I registration ends See page 3 or www.mvcinfo.org/registration</p>
01 08 20 12:00 A.M. EST	<p>Tier II registration begins See page 3 or www.mvcinfo.org/registration</p>
01 17 20 – 02 01 20	<p>MVC room blocks close See page 81 or www.mvcinfo.org/travel</p>
02 01 20	<p>Conference Proceedings available online See www.mvcinfo.org/notes</p>
02 03 20	<p>Confirmation packets mailed this week See page 4 or www.mvcinfo.org/FAQs</p>
02 07 20 11:59 P.M. EST	<p>Tier II registration ends; no mail/fax registrations will be processed after this date Last day to register and receive confirmation packet in mail prior to MVC</p>
02 08 20 12:00 A.M. EST	<p>Tier III online-only registration begins See page 3 or www.mvcinfo.org/registration</p>
02 14 20	<p>Volunteer sign-up ends</p>
02 16 20 11:59 P.M. EST	<p>Tier III online-only registration ends; attendees must register on site after this date</p>
02 19 20 5:00–6:30 P.M. EST	<p>On-site registration and attendee assistance opens See page 3 or www.mvcinfo.org/registration</p>
<p>02 20 20 – 02 23 20 2020 Midwest Veterinary Conference Greater Columbus Convention Center Columbus, Ohio</p>	
03 01 20	<p>Refund request deadline See page 3 or www.mvcinfo.org/cancel</p>

REGISTRATION FEES


	TIER I Now through 01/07/20		TIER II 01/08 – 02/07/20		TIER III Online only: 02/08 – 02/16/20 On Site: 02/19 – 02/24/20	
	one day	full MVC	one day	full MVC	one day	full MVC
VETERINARIANS						
OVMA Member or Out of State	\$160 online \$170 mail/fax	\$270 online \$285 mail/fax	\$190 online \$200 mail/fax	\$315 online \$330 mail/fax	\$230	\$360
OVMA Life Member ¹	\$100 online \$110 mail/fax	\$150 online \$160 mail/fax	\$110 online \$120 mail/fax	\$170 online \$180 mail/fax	\$125	\$190
Non-OVMA Member in Ohio	\$340 online \$350 mail/fax	\$450 online \$465 mail/fax	\$370 online \$380 mail/fax	\$495 online \$510 mail/fax	\$410	\$540
Resident/Intern: OVMA Member or Out of State	\$80 online \$90 mail/fax		\$90 online \$100 mail/fax		\$100	
Resident/Intern: Non-OVMA Member in Ohio	\$130 online \$140 mail/fax		\$140 online \$150 mail/fax		\$150	
TECHNICIANS/NURSES & STAFF						
Technician/Nurse	\$105 online \$115 mail/fax	\$160 online \$170 mail/fax	\$125 online \$135 mail/fax	\$180 online \$190 mail/fax	\$145	\$205
Hospital/Shelter Staff & Other Veterinary Professionals	\$105 online \$115 mail/fax	\$160 online \$170 mail/fax	\$125 online \$135 mail/fax	\$180 online \$190 mail/fax	\$145	\$205
Hospital Staff Pass ²	\$290 online \$300 mail/fax		\$310 online \$320 mail/fax		\$345	
STUDENTS						
Member ³						\$0
Non-Member						\$20
Pre-Vet (not attending the VEC) ⁴						\$20
OTHER						
Non-Veterinary Professionals & Guests ⁵	\$105 online \$115 mail/fax	\$160 online \$170 mail/fax	\$125 online \$135 mail/fax	\$180 online \$190 mail/fax	\$145	\$205

1. OVMA Board approved • 2. Non-veterinarian, non-technician/nurse only. No CE credit issued for this registration type. • 3. Member of OVMA (vet students) or SCNAVTA (tech students) • 4. Students and parents may learn more about and register for the Veterinary Exploration Conference online at www.mvcinfo.org/VEC. • 5. Spouses, relatives, and other guests who are *not* employed in the veterinary industry, age 18+. No CE credit issued for this registration type.

ATTENDEE BADGES

What information does my badge show?

Badges show an attendee's first name or nickname, full name, location, and attendee type. **Your information will be printed EXACTLY as you provide it during registration (including capitalization)**, so please enter these details as you would like them to appear.



How can I edit my badge?

We will send you an email prior to the MVC with a depiction of how your badge will print. If you need to make changes, simply reply to the email with your updates. Be sure to respond before the deadline specified therein, or your changes will not be made prior to mailing.

CANCELLATIONS & TRANSFERS

How can I cancel my registration if I'm unable to attend?

- Log in to your online account at www.mvcinfo.org/login (see confirmation email for login instructions), **or**
- Complete the online cancellation form at www.mvcinfo.org/cancel.

Will I receive a refund?

OVMA will refund a portion of fees paid, provided your request is received no later than **March 1, 2020**. See registration forms for full policy.

How do I transfer my registration to someone else on my staff?

- Contact OVMA prior to Feb. 16, **or**
- After Feb. 16, bring the badge that needs replaced to the attendee assistance counter upon arrival at the MVC.

If there is a fee discrepancy between your registration category and your replacement's (e.g., technician vs. veterinarian), the difference will be due at the time of transfer.

GROUP REGISTRATION

Can I register multiple employees from my practice/organization at the same time?

Yes. Be advised of the following when registering multiple individuals:

- **Each registrant must have their own email address to register online.** See sidebar on next page for details.
- If registering by mail/fax, be sure to use the correct form for each type of attendee. You may make copies of the forms as needed.

continued >>

REGISTRATION FAQs

- Send all forms together with one payment. If faxing, please include a cover sheet denoting the number of pages being sent and write the company name at the top of each page.
- Note: If registering by mail/fax, an email address for each attendee is not required. However, you will not receive an email confirmation if you opt not to provide a unique email.

We've had changes in staff since the last MVC. How can we update our staff roster?

Before beginning your online registration, please complete the staff update form at www.mvcinfo.org (located under the Attendees tab) to add or remove employees.

HOSPITAL STAFF PASSES

- Hospital Staff Passes allow support staff to attend the MVC without CE verification.
- **Passes may be NOT be used by veterinarians or technicians/nurses.**
- The Pass is shareable among support staff, eliminating the need to register everyone individually.
- Each Pass can be used for a maximum of 24 hours of sessions on any day(s).
- The hospital's contact information will be embedded in the badge QR code (rather than each individual staff member).
- Passes can be picked up on site and will be filed under the hospital name.

ONLINE REGISTRATION

I need help registering online.

Visit www.mvcinfo.org/registration to find detailed, step-by-step instructions that will walk you through the process.

Can I register more than one person at a time?

Yes. Simply click "Add Another Attendee" when you reach the individual summary page. You may repeat the process as many times as needed.

See sidebar for important details about email addresses.

SESSIONS & LABS

Do I have to register for sessions? Attendees are strongly encouraged to list each session they plan to attend,

for the following reasons:

- Allows OVMA to assign rooms and seating to accommodate everyone.
- Ensures you have a record of sessions should you be audited by your state's licensing board (*your schedule will be printed on your CE certificate*).
- Automatically populates your schedule in the MVC mobile app.

EMAIL ADDRESSES

Do I need an email address to register online?

Yes, each registrant **MUST** have his/her own **UNIQUE** email address to register online.

Can I share an email address with someone else?

No, email addresses **CANNOT** be shared among attendees, as they link to your personal record and are how MVC staff keep track of your attendance, credits, payments, etc.

I can't remember what email address I used to register last year.

Contact us at info@mvcinfo.org prior to starting your registration. **Please DO NOT create a new account**, as this will result in duplicate records and prevent you from accessing previous registrations and discounted registration rates (if you are an OVMA member). You will also receive duplicate mailings in the future.

How do I update my email address?

Should you wish to change your email address, please email us before registering, as only OVMA staff can make this change to your record.

Can I modify my schedule after registration if I change my mind?

Yes. Refer to your confirmation email or www.mvcinfo.org/FAQs for instructions.

Do I need to pre-register for labs and workshops?

Yes, these programs require advance registration. Check the MVC website at www.mvcinfo.org/labs to make sure the programs you wish to attend still have space; if capacities are met, a notice will be posted there.

Can I register for just a lab without registering for the rest of the MVC?

Yes. Select the "Lab Only" registration option, and then select the lab(s) you would like to attend. **Be advised, this registration type does not include access to sessions or the Exhibit Hall.**

See page 83 for additional Q&A on continuing education.

REGISTRATION TIERS & CONFIRMATIONS

- Attendees who register during Tier I and Tier II will receive confirmation packets in the mail.
- **Once Tier II registration ends, mail and fax registrations will not be processed.**
- However, you may register online at Tier III pricing until Feb. 16. **OVMA will not mail confirmation packets for anyone registering during Tier III**; attendees may pick up their materials on site.
- All registrants who register online or provide a unique email address will receive an email receipt once their registration is processed.
- Confirmation packets and badges will not be mailed until the week of Feb. 3, 2020. Each attendee will receive his/her own packet, even if registered as part of a group.
- If you register by the Tier II cut-off date of Feb. 7 but do not receive your packet, visit the attendee assistance counter or self-serve kiosk at the MVC.

MORE QUESTIONS?

www.mvcinfo.org/FAQs
or info@mvcinfo.org

VETERINARIAN CONTACT INFORMATION

Please clearly print your name exactly as it should appear on your badge. One veterinarian per form, please.

Full Name _____ Preferred Badge Name (if different) _____

Area(s) of Practice Academic Corp/Assn Equine Exotic Food Govt/Military Mixed/General Pet Research/Lab Shelter
 OVMA uses this information internally to ensure you receive educational alerts specific to your area of practice. You can unsubscribe from this email list at any time.

Company/Clinic _____

Preferred Address Home Work _____

This address will be encoded into your attendee badge and is where we will send your confirmation packet.

City _____ State _____ ZIP _____

Email* _____ Phone _____

*Required for email confirmation once registration is processed. Must be a unique address not shared with anyone else registering for the MVC.

Emergency Contact Name & Number (optional) _____

ADA Special Accommodations (if any) _____

PROGRAM PREFERENCES

2020 On-Site Program: I will use the MOBILE APP ONLY. I understand that, by selecting this option, I will NOT receive a hard copy on site.
 I would like a HARD COPY of the On-Site Program.

2021 Registration Program: Continue to receive by POSTAL MAIL Switch to EMAIL ONLY Receive by postal mail AND email

OVMA MEMBERSHIP: JOIN OR RENEW!

Active Member: \$180 (practicing in Ohio) Affiliate Member: \$60 (out of state) New Graduate Member: \$120 (graduated in 2018 or 2019) Military: \$60 (uniform/civil svc) Resident/Intern: \$60 (post-grad)
 Life Member: No Charge (Eligibility requirements: 30 years of membership AND retired or age 70+. Requires OVMA Board approval.)

New members, please provide: Vet School Attended _____ Grad Year _____

Payments and dues paid to the OVMA are not deductible for federal tax purposes as charitable contributions. They may be deductible as an ordinary and necessary business expense, except the portion related to representation on legislative issues, estimated to be 20%.



REGISTRATION CATEGORY

Full Conference			One Day <small>Select day attending: <input type="checkbox"/> Thurs <input type="checkbox"/> Fri <input type="checkbox"/> Sat <input type="checkbox"/> Sun</small>		
OVMA MEMBERS	Tier I <small>(thru 1/7/20)</small>	Tier II <small>(1/8 - 2/7/20)</small>	OVMA MEMBERS	Tier I <small>(thru 1/7/20)</small>	Tier II <small>(1/8 - 2/7/20)</small>
<input type="checkbox"/> Regular Veterinarian	\$285	\$330	<input type="checkbox"/> Regular Veterinarian	\$170	\$200
<input type="checkbox"/> Post-Grad Resident/Intern	\$90	\$100	<input type="checkbox"/> Post-Grad Resident/Intern	\$90	\$100
<input type="checkbox"/> Life Member	\$160	\$180	<input type="checkbox"/> Life Member	\$105	\$115
NON-MEMBER IN OHIO			NON-MEMBER IN OHIO		
<input type="checkbox"/> Regular Veterinarian	\$465	\$510	<input type="checkbox"/> Regular Veterinarian	\$350	\$380
<input type="checkbox"/> Post-Grad Resident/Intern	\$140	\$150	<input type="checkbox"/> Post-Grad Resident/Intern	\$140	\$150
OUT-OF-STATE VETERINARIAN			OUT-OF-STATE VETERINARIAN		
<input type="checkbox"/> Regular Veterinarian	\$285	\$330	<input type="checkbox"/> Regular Veterinarian	\$170	\$200
<input type="checkbox"/> Post-Grad Resident/Intern	\$90	\$100	<input type="checkbox"/> Post-Grad Resident/Intern	\$90	\$100

HANDS-ON LAB ONLY (NO SESSIONS) Select your lab(s) on the next page. Learn more about lab-only registration on page 4.

GUEST REGISTRATION (OPTIONAL)

Only individuals who do not work in the veterinary or animal care field may attend as guests. No CE verification is provided.

Full Name (as it should appear on badge) _____

Full MVC: \$170 (Tier I) • \$190 (Tier II) One Day: \$115 (Tier I) • \$135 (Tier II) Select day attending: Thurs Fri Sat Sun

SESSIONS & HANDS-ON LABS

Please write the session numbers and select any hands-on labs you wish to attend. Lab capacities are limited; therefore, pre-registration is required and awarded on a first-come, first-served basis. See page 4 for additional details on selecting your sessions.

Thurs 2/20 _____

A. Equine Lameness (1 -5 p.m.): \$175

Fri 2/22 _____

B. Surgical Extractions (8 a.m. - 12 p.m.): \$575

Sat 2/23 _____

Sun 2/24 _____

D. Hematology and Cytology (8:30 - 11:30 a.m.): \$195

Signing up for a lab? Check here if you have a latex allergy.

CHARITABLE CONTRIBUTIONS

As part of the 5 for 5 for the Future program, OVMA earmarks \$5 from every veterinarian and technician registration for student scholarships. Since the program's inception in 2012, \$153,801 has been awarded to veterinary and technician students.

YES! I would like to donate an additional \$_____ to the 5 for 5 for the Future program.

PAYMENT INFORMATION

Payment Type: Visa MasterCard Discover American Express Check #_____ made payable to OVMA

Cardholder Name _____ Exp. Date _____

Card Number _____ CVV _____

Billing Address: If different from address provided on previous page, please provide billing address as it appears on your statement.

Address _____

City _____ State _____ ZIP _____

Total from Side 1: \$ _____ Total from Side 2: \$ _____ Grand Total Due: \$ _____

Cardholder Signature _____

By submitting this form and registering for the MVC, you acknowledge that you have read and agree to the following terms:

Cancellation Policy. When personal or professional circumstances prevent a pre-registered individual from attending the Midwest Veterinary Conference, the OVMA will refund Conference registration fees less a \$10 administrative fee plus 10% of fees paid. For students, 90% of the registration fee will be refunded. A written refund request (e-mail, postal mail, fax, or online registration system) must be received no later than seven days after the last day of the Conference (March 1, 2020). Refunds will be granted for separate fee specialty programs such as wet labs, less 10% of fees paid, providing the participant's space is filled by another attendee.

Consent to be Photographed. Registration for the Midwest Veterinary Conference and attendance at any events, educational sessions and/or wet labs held in conjunction with the MVC constitutes an agreement by the registrant to OVMA's use and distribution of his/her image or voice in photographs, videotapes, electronic reproductions and audiotapes of such events and activities.

Privacy Disclosure. The OVMA will not release your contact information to non-exhibiting companies. Please be aware that the contact information you provide will be encoded into your attendee badge and may be obtained by Exhibitors.

Hands-On Lab Policy. By registering for a Hands-On Lab, Registrant acknowledges and agrees that some labs involve working with live animals, cadavers, specimens, equipment and other unique learning materials which may expose the registrant to a risk of injury or disease in the same manner as a veterinary professional would be exposed to these risks in carrying out the same or similar procedures in a clinical setting. The registrant, by registering for these Hands-On Labs and completing this registration form, agrees to assume this risk and hereby waives and releases the OVMA and any faculty or other participants from any and all damage or injury arising out of or related to registrant's participation in the Hands-On Labs.

Submit completed form and payment by one of the following methods:

Mail: OVMA, 1472 Manning Pkwy., Powell OH 43065 • **Fax:** 614.436.1301 • **Or register online:** www.mvcinfo.org

Deadline to register by mail or fax is Feb. 7, 2020. After this date, please register online through Feb. 16 (see page 3) or on site.

CONTACT INFORMATION

Please type/print your preferred address below. For group registration, all confirmation packets will be sent to this address, and each attendee will receive his/her own.



Company/Clinic _____
 Mailing Address _____
 City _____ State _____ ZIP _____
 Phone _____ Fax _____

*Shelter Animal Medicine & Care Scholarship Applicants: Please check here if you are applying for a scholarship. If checked, your registration will NOT be processed until after awards are made. For more information and to apply, visit www.mvcinfo.org/shelter.

HOSPITAL STAFF PASSES (TRANSFERRABLE AMONG NON-VET, NON-TECH STAFF ONLY)

- Each Pass can be used for 24 hours worth of sessions.
- CE verification is not included.
- Badges will be encoded with the company information provided above, not individual names.

Quantity of Passes you wish to purchase: _____ x \$300 (through 1/7/20) • \$320 (1/8 - 2/7/20) = TOTAL: \$ _____

If you are purchasing a Hospital Pass ONLY (i.e., not registering any individuals), please provide an administrator (e.g., practice manager, owner, staff member) name and email below. This person will receive the email confirmation and other event emails.

Name _____ Email _____

Name _____ Preferred Badge Name (if different) _____

Individual Type Technician Practice Manager Hospital Staff Shelter Staff Student Other _____

Email* _____ ADA Accommodations (if any) _____

*Required for email confirmation once registration is processed. Must be a unique address not shared with anyone else registering for the MVC.

Emergency Contact Name & Number (optional) _____

PROGRAM PREFERENCES

2020 On-Site Program:

- I will use the **MOBILE APP ONLY**. I understand that, by selecting this option, I will NOT receive a hard copy on site.
- I would like a **HARD COPY** of the On-Site Program.

2021 Registration Program:

- Continue to receive by **POSTAL MAIL** (affix address label or write below if you would like to change your preferred address)
- Switch to **EMAIL ONLY** Receive by postal mail **AND** email

REGISTRATION TYPE

FULL MVC: \$170 (thru 1/7/20) • \$190 (1/8-2/7/20) **STUDENT, NON-MEMBER: \$20** Vet Tech Pre-Vet
 ONE DAY: \$115 (thru 1/7/20) • \$135 (1/8-2/7/20) Thur Fri Sat Sun **STUDENT, MEMBER: \$0** Vet (OVMA) Tech (SCNAVTA)
 WORKSHOP C ONLY (NO SESSIONS): \$125 (Learn more about lab-only registration on page 4.)

SESSIONS & WORKSHOPS (See page 4 for details on registering for sessions and workshops.)

Thurs 2/20 _____
 Fri 2/21 _____ C. Fear Free : \$125
 Sat 2/22 _____
 Sun 2/23 _____

GUEST REGISTRATION (NON-VETERINARY PROFESSIONALS ONLY; NO CE PROVIDED)

FULL MVC: \$170 (thru 1/7/20) • \$190 (1/8 - 2/7/20) **ONE DAY: \$115 (thru 1/7/20) • \$135 (1/8 - 2/7/20)** Thur Fri Sat Sun
 Full Name (as it should appear on badge) _____

ATTENDEE #1

Name _____ Preferred Badge Name (if different) _____

Individual Type Technician Practice Manager Hospital Staff Shelter Staff Student Other _____

Email* _____ ADA Accommodations (if any) _____

*Required for email confirmation once registration is processed. Must be a unique address not shared with anyone else registering for the MVC.

Emergency Contact Name & Number (optional) _____

PROGRAM PREFERENCES

2020 On-Site Program:

- I will use the **MOBILE APP ONLY**. I understand that, by selecting this option, I will NOT receive a hard copy on site.
- I would like a **HARD COPY** of the On-Site Program.

2021 Registration Program:

- Continue to receive by **POSTAL MAIL** (affix address label or write below if you would like to change your preferred address)
- Switch to **EMAIL ONLY** Receive by postal mail **AND** email

REGISTRATION TYPE

- FULL MVC: \$170 (thru 1/7/20) • \$190 (1/8-2/7/20)** **STUDENT, NON-MEMBER: \$20** Vet Tech Pre-Vet
- ONE DAY: \$115 (thru 1/7/20) • \$135 (1/8-2/7/20)** Thur Fri Sat Sun **STUDENT, MEMBER: \$0** Vet (OVMA) Tech (SCNAVTA)
- WORKSHOP C ONLY (NO SESSIONS): \$125** (Learn more about lab-only registration on page 4.)

SESSIONS & WORKSHOPS (See page 4 for details on registering for sessions and workshops.)

Thurs 2/20 _____

Fri 2/21 _____ C. Fear Free : \$125

Sat 2/22 _____

Sun 2/23 _____

GUEST REGISTRATION (NON-VETERINARY PROFESSIONALS ONLY; NO CE PROVIDED)

- FULL MVC: \$170 (thru 1/7/20) • \$190 (1/8 - 2/7/20)** **ONE DAY: \$115 (thru 1/7/20) • \$135 (1/8 - 2/7/20)** Thur Fri Sat Sun

Full Name (as it should appear on badge) _____

PAYMENT

- Visa MasterCard Discover American Express Check # _____ payable to OVMA

Cardholder Name _____ Exp. Date _____

Card Number _____ CVV _____

Billing Address: If different from address provided on previous page, please provide billing address as it appears on your statement.

Address _____

City _____ State _____ ZIP _____

Grand Total Due: \$ _____ Cardholder Signature _____

By submitting this form and registering for the MVC, you acknowledge that you have read and agree to the following terms:

Cancellation Policy. When personal or professional circumstances prevent a pre-registered individual from attending the Midwest Veterinary Conference, the OVMA will refund Conference registration fees less a \$10 administrative fee plus 10% of fees paid. For students, 90% of the registration fee will be refunded. A written refund request (e-mail, postal mail, fax, or online registration system) must be received no later than seven days after the last day of the Conference (March 1, 2020). Refunds will be granted for separate fee specialty programs such as wet labs, less 10% of fees paid, providing the participant's space is filled by another attendee. | **Consent to be Photographed.** Registration for the Midwest Veterinary Conference and attendance at any events, educational sessions and/or wet labs held in conjunction with the MVC constitutes an agreement by the registrant to OVMA's use and distribution of his/her image or voice in photographs, videotapes, electronic reproductions and audiotapes of such events and

activities. | **Privacy Disclosure.** The OVMA will not release your contact information to non-exhibiting companies. Please be aware that the contact information you provide will be encoded into your attendee badge and may be obtained by Exhibitors. | **Hands-On Lab Policy.** By registering for a Hands-On Lab, Registrant acknowledges and agrees that some labs involve working with live animals, cadavers, specimens, equipment and other unique learning materials which may expose the registrant to a risk of injury or disease in the same manner as a veterinary professional would be exposed to these risks in carrying out the same or similar procedures in a clinical setting. The registrant, by registering for these Hands-On Labs and completing this registration form, agrees to assume this risk and hereby waives and releases the OVMA and any faculty or other participants from any and all damage or injury arising out of or related to registrant's participation in the Hands-On Labs.

Submit completed form and payment by one of the following methods:

Mail: OVMA, 1472 Manning Pkwy., Powell OH 43065 • Fax: 614.436.1301 • Or register online: www.mvcinfo.org

Deadline to register by mail or fax is Feb. 7, 2020. After this date, please register online through Feb. 16 (see page 3) or on site.

GOLD SPONSORS



**Boehringer
Ingelheim**

- Pet Animal Cardiology Track
- Pet Animal Infectious Disease & Vaccines Track
 - Saturday Public Health Sessions 472-476
 - Conference Pens



**OHIO
ANIMAL
HEALTH
FOUNDATION**

- Thursday through Sunday Shelter Animal Tracks
- Shelter Animal Scholarships



- Shelter Animal Reception
- Attendee Name Badge
- Pet Animal Clinical Pathology



ROSS UNIVERSITY
SCHOOL OF VETERINARY MEDICINE

- Veterinary Exploration Conference

SILVER SPONSORS

compmanagement

- Thursday Practice Management I
- Friday Practice Management II



MERCK
Animal Health

- MVC Mobile App
- Wellness Track

**STANTON
FOUNDATION**

- Recent Grads & General Practice Track
- Sunday Practice Management Track



- Exhibitor Lounge

BRONZE SPONSORS



DENTALAIRE



Lab B: Surgical Extractions in the Dog and Cat



- Friday Staff Development Track



THE OHIO STATE UNIVERSITY
VETERINARY MEDICAL CENTER

- Equine Sessions 106-108
- Pet Animal Neurology Sessions 137-139
- Small Ruminants Sessions 488-489



ZOMEDICA™
Come full circle.

- Pet Animal Endocrinology Track

SUPPORTING SPONSORS

Experience Columbus

- Volunteer Raffle Prizes

Meramak Business Solutions

- On-Site Credit Card Processing Terminals

CONFERENCE SCHEDULE

THURSDAY 02|20|20

Registration & Assistance 7 a.m. – 6 p.m.
 Educational Programming 8 a.m. – 5 p.m.
NEW! Reflection Room Open 9 a.m. – 5 p.m.
 Exhibit Hall Open 10:30 a.m. – 6 p.m.

FRIDAY 02|21|20

OVMA Annual Business Meeting 7 – 8 a.m.
 Registration & Assistance 7 a.m. – 6 p.m.
 Educational Programming 8 a.m. – 5 p.m.
NEW! Reflection Room Open 9 a.m. – 5 p.m.
 Rabies Titer Testing 10:30 a.m. – 2 p.m.
 Exhibit Hall Open 10:30 a.m. – 6 p.m.
 Connection Corner: Student/DVM
 Networking Lunch 11:45 a.m. – 1:15 p.m.
 Shelter Animal Reception 5:30 – 6:30 p.m.


SATURDAY 02|22|20

Registration & Assistance 7 a.m. – 6 p.m.
 Educational Programming 8 a.m. – 5 p.m.
NEW! Reflection Room Open 9 a.m. – 5 p.m.
 Veterinary Exploration Conference (VEC), Parents' Workshop and College Fair 9:30 a.m. – 4 p.m.
 Rabies Titer Testing 10:30 a.m. – 4 p.m.
 Exhibit Hall Open 10:30 a.m. – 6 p.m.

SUNDAY 02|23|20

Registration & Assistance 7:15 a.m. – 4:30 p.m.
 Educational Programming 8 a.m. – 4:30 p.m.
NEW! Reflection Room Open 9 a.m. – 2:30 p.m.
 MVC Sunday Lunch with
 Dr. Claire Simeone 11:45 a.m. – 12:50 p.m.

HIGHLIGHTS & FEATURES



Try something new! The MVC is a great place to discover ways to expand your practice. Have clients with pet fish or curious about fish medicine? Attend Saturday's Aquaculture track. Want to know more about how to use telehealth in practice? Sunday's Practice Management programming has you covered.

Be prepared. Chances are good you will encounter a patient with a suspicious injury at some point during your career. How do you know if it's animal abuse? Learn how to recognize the signs, make the appropriate judgment, and file a report from nationally recognized experts in the new Animal Abuse track on Friday.

(Re)discover best practices. If you're new to veterinary medicine, or just looking for useful ways to streamline your day-to-day process, join Dr. Michael Schaer in the Recent Grads & General Practice track on Sunday.

ACTIVITIES & EVENTS



Connection Corner Networking Lunch: Practicing veterinarians and veterinary students will come together at this popular event. Students will be able to ask questions about their future careers and strengthen their networking skills, while veterinarians will have a chance to give back to the profession (and maybe even find summer interns or future associates).

Please note, space is limited and reserved for OVMA Members only. More information and signup instructions can be found at www.mvcinfo.org/events.




Fear not! Implementing Fear Free techniques can make your hospital more inviting to even the most skittish of patients and their owners. Learn the theories of this popular program during Fear Free-focused sessions in Friday's Technician I and Saturday's Shelter Animal tracks. Already have a handle on the basics? Take your learning to the next level during the supplemental workshop on Saturday.

Think twice! Most of us know that the addition of visual aids and hands-on experiences enhance learning, but fewer people recognize the importance of reflection in the learning process. Studies have shown that when individuals have a chance to reflect on the material they've been taught, they become more confident in new concepts and increase retention. This can be done through individual activities such as journaling or through discussion with a group of peers. To that end, the 2020 MVC will offer a dedicated space for reflection, where attendees can gather to take their learning to the next level.



NEW!



The 2020 MVC mobile app will be released in early January! See page 83 or visit www.mvcinfo.org/app for details.

NEW in the Exhibit Hall: Get a firsthand look at products and services that could benefit your practice in the Product Demos Theater! *More on page 12.*

Shelter Animal Reception. Decompress after a long day of sessions and mingle with colleagues at this informal gathering of directors, volunteers, humane agents, dog wardens, and other shelter professionals. Special thanks to Gold Sponsor IDEXX for supporting this event.

FRI
5:30

Titer testing will be available on Friday and Saturday to individuals who have received rabies pre-exposure vaccination and are at continued risk of exposure.

MVC Sunday Lunch with Dr. Claire Simeone: Join us for a complimentary lunch as we welcome marine mammal veterinarian Claire Simeone as the MVC 2020 keynote speaker. Dr. Simeone is a director of the Ke Kai Ola ("The Healing Sea") hospital at the Marine Mammal Center, a California-based non-profit treatment, education, and research center. She has spoken internationally on "zoognosis, the knowledge spread between humans and animals."

Listening to Seals: How Knowledge Transfer Fuels Medical Innovation – Learn about Dr. Simeone's work in marine mammal conservation and the importance of understanding how knowledge is shared between species.

SUN
11:45

VISIT THE MVC WEBSITE AT WWW.MVCINFO.ORG/EVENTS TO LEARN MORE!

IN THE EXHIBIT HALL

THURSDAY, FEB. 20

Exhibits Open..... 10:30 – 6
 Restaurants Open 11 – 4
 Product Demos.....11:30-1:30*

FRIDAY, FEB. 21

Exhibits Open..... 10:30 – 6
 Titer Testing.....10:30 – 2
 Restaurants Open 11 – 4
 Product Demos.....11:30 – 1:30*

SATURDAY, FEB. 22

Exhibits Open..... 10:30 – 5:30
 Titer Testing.....10:30 – 4
 Restaurants Open 11 – 4
 Product Demos.....11:30 – 1:30*

SUNDAY, FEB. 23

Closed

PRODUCT DEMOS THEATER

NEW! One of the best ways to learn a new concept is to see it for yourself. This new exhibit allows you to get a close-up look at a variety of products and services. Refer to the MVC mobile app or on-site program for a list of participating companies.

NEW PRODUCT SHOWCASE

Stop by the New Product Showcase as you make your way through the Exhibit Hall to discover new tools, equipment, and services. A list of participating companies will appear in the on-site program and mobile app.

THE GATHERING CORNER

Located just outside the Exhibit Hall, this is a place where attendees can take a break to relax or catch up with colleagues.

VISITORS PASSES

Purchase Exhibit Hall-only passes for \$20 per guest, per day. Children are free but must obtain a badge and be accompanied by an adult.

The MVC’s 98,000-square-foot Exhibit Hall is the perfect place to discover what’s new in the veterinary world. With 150+ exhibitors, you’re sure to find something to enhance your practice and broaden your horizons!

911 Pet Chip

Ackerman Group

Aeronics

AIV, Inc.

AKC Reunite

Animal Health Options

ANTECH-SOUND

ASPCA Pet Health Insurance

Avalon Medical

Aventix

Avid Identification Systems Inc

AVMA LIFE

AVMA PLIT

Banfield Pet Hospital

Bayer HealthCare

Blue Buffalo Natural

Veterinary Diets

Blue River PetCare

Bock Vet Pharma

Boehringer Ingelheim
GOLD SPONSOR

Campbell Pet Company

Care Center

CareCredit

Carr Healthcare Realty

Cattledog Publishing

Centura X-Ray

Ceva Animal Health, LLC

Chi Institute

Christian Iconic X-ray, LLC

Cincinnati Insurance Company

ClieTrax Software

Clorox Healthcare

Companion Animal Health

Cook Animal Health

Copich Architects

Covetrus

BRONZE SPONSOR

Covetrus Global Prescription Management

CP Medical/B. Braun

CryoProbe- US

Cubex

Dan Scott & Associates, Inc.

Dechra Veterinary Products

Digatherm, LLC

Doctor Multimedia

Dog is Good

Dr. Gary’s Best Breed Pet Foods

E.I. Medical Imaging

Elanco Animal Health

Elite Veterinary products

Ellman, A Cynosure Company

Elsevier

Embrace Pet Insurance

Faithful Companion

Fromm Family Foods

ForeverLawn of Ohio, Inc.

Fujifilm SonoSite

GLC Direct

Gravity Payments

Greyhound Health Initiative, The

Heska

Hill’s Pet Nutrition, Inc.

Hippo Manager Software

Hot Dog Patient Warming

Huntington Bank

IDEXX
GOLD SPONSOR



Jorgensen Laboratories

Jurox, Inc.

Karen Pryor Academy for Animal Training and Behavior

Karl Storz Veterinary Endoscopy

Kindred Biosciences Inc.

LifeLearn Animal Health

Lighthouse Veterinary Personnel Services, LLC

Magic Zoo, The

MAI Animal Health

Meade & Associates, Inc.

Medical Illumination International

MedVet

Merck Animal Health

SILVER SPONSOR

Metropolitan Veterinary Hospital

Midmark Corporation

BRONZE SPONSOR

Midwest Veterinary Supply

MILA International, Inc

Mission Veterinary Partners

BRONZE SPONSOR

Multi Radiance Medical

MultiMin USA, Inc.

MWI Animal Health

My Pet's Brace Pittsburgh

Nexderma

Omni Practice Group

Patterson Veterinary Supply

Paylocity

Penn Veterinary Supply, Inc.

Pet Cremation Services, Inc.

Pet Health Pharmacy

PetCure Oncology

Pittsburgh Veterinary Specialty and Emergency Service

PractiVet

PRN Pharmacal

Pro Diagnostic Imaging Systems

Purina

Rose Micro Solutions

Ross University School of Veterinary

Medicine

GOLD SPONSOR

Royal Canin

Rx Vitamins, Inc.

SBH Medical

Schultz Technology

Scratchpay

Sedecal

Sequel Diagnostics, LLC

ServiceNet Medical X-Ray, LLC

Shor-line

Simmons Great Lakes

Smiths Medical/Surgivet

Snyder Manufacturing Co.

Solutions by Design

Southern Veterinary Partners

Specialty Veterinary Pharmacy

St. George's University

Suburban Surgical Co., Inc.

Summus Laser

TC Architects

THRIVE Affordable Vet Care

Total Practice Solutions Group

Universal Imaging, Inc.

Vetamac

VetCor

Veterinary Apparel Company

VetMatrix

VetMedWear

Vetoquinol

VetRad

VetriScience Laboratories

VetSpecs, Inc.

Virbac Animal Health

VitusVet

Vortech Pharmaceuticals

Weave

Wedgewood Pharmacy

Western Farm Pet Crematory and Cemetery

Wiley

Young Living

ZNLabs

Zoetis

To learn more about exhibiting companies and for an up-to-date list, visit the MVC website at www.mvcinfo.org/exhibits or download the mobile app in January.

02|20|20 THURSDAY

ANIMAL BEHAVIOR

EQUINE

FOOD ANIMAL

HOLISTIC & INTEGRATIVE MEDICINE

PET ANIMAL *Dentistry*

8:00 - 9:00

SESSION 100
Behavioral Diets, Supplements, and Probiotics—Oh, My!
Lilly

SESSION 106
Equine Metabolic Syndrome-Associated Laminitis: Pathophysiology and Management
Burns

SESSION 112
Assessment and Impacts of Newborn Beef Calf Vigor
Homerovsky

SESSION 119
Applied Functional Neurology: It's Easier than You Think
Hayek

SESSION 125
Tooth Resorption: Cliff's Notes to Get You through Clinical Practice
Volker

9:15 - 10:15

SESSION 101
General Psychopharmacology: Behavior Medications for Now and Later
Lilly

SESSION 107
Updates on Endocrine Testing for EMS and PPID
Burns

SESSION 113
Neonatal Beef Calf Diarrhea: How to Prevent It from Hitting the Fan
Homerovsky

SESSION 120
Inhibition: How to Use This Part of the Nervous System to Your Advantage
Hayek

SESSION 126
Periodontal Disease for Dummies
Volker

10:30 - 11:30

SESSION 102
Restraint, Sedation, Anesthesia, and Analgesia in Behavior Patients, Part I
Lilly

SESSION 108
Serum Amyloid A: Interpretation and Clinical Utility
Burns

SESSION 114
Cow-Calf Disease Outbreak Investigations: When Minerals Go Bad!
Homerovsky

SESSION 121
Relationship Between the Brain and the Skin: We've Got You Covered
Hayek

SESSION 127
Not Your Everyday Canine Oral Disease
Volker

11:30 - 1:30 LUNCH & EXHIBIT HALL

1:30 - 2:30

SESSION 103
Restraint, Sedation, Anesthesia, and Analgesia in Behavior Patients, Part II
Lilly

SESSION 109
Reproductive Evaluation of the Problem Mare
McCue

SESSION 115
Beef Cattle Implants: Who, What, When, Where, and Why
Homerovsky

SESSION 122
Paralysis and Paraplegia in Canines Using Repeatable AO Adjustment Protocols
Hayek

SESSION 128
Frustrating Feline Oral Pathology
Volker

2:45 - 3:45

SESSION 104
The Sky is Falling! Noise Fears and Phobias in Cats and Dogs
Lilly

SESSION 110
Ovarian and Oviductal Problems of Mares
McCue

SESSION 116
Dairy Cattle Welfare: Key Points from Birth to Culling, Part I
Costa

SESSION 123
Treatment for Hydrocephaly in Brachycephalic Breeds of Dogs
Hayek

SESSION 129
Pediatric Veterinary Dentistry
Volker

4:00 - 5:00

SESSION 105
Breed-Specific Behavior Problems: What Do We Really Know?
Lilly

SESSION 111
Uterine Problems of Mares
McCue

SESSION 117
Dairy Cattle Welfare: Key Points from Birth to Culling, Part II
Costa

SESSION 124
Growth and Quality Enhancement in Broiler Chickens
Hayek

SESSION 130
Absurd and Aberrant Feline Oral Disease
Volker

5 - 6 EXHIBIT HALL HOUR

SESSION 118 5:15-6:15
Drug Residue Avoidance in Food Animals
TBD

Sessions 106-108:



PET ANIMAL <i>Dermatology</i>	PET ANIMAL <i>Neurology</i>	PET ANIMAL <i>Radiology</i>	PRACTICE MANAGEMENT I	PRACTICE MANAGEMENT II	
<p>SESSION 131 Working Up the Itchy Cat: Ectoparasites and Skin Infections <i>Fadok</i></p>	<p>SESSION 137 Intervertebral Disc Disease in Dogs <i>Cook</i></p>	<p>SESSION 143 Ultrasound Imaging of the Hepatobiliary System in Dogs and Cats <i>Gaschen</i></p>	<p>SESSION 149 #Goals: The Top 2020 Trends for Veterinary Marketing <i>Lambert</i></p>	<p>SESSION 155 Catching Up with the Ohio Veterinary Medical Licensing Board <i>Kidd and Riker-Brown</i></p>	8:00 – 9:00
<p>SESSION 132 Feline Atopy: What Is It, and How Do We Treat It? <i>Fadok</i></p>	<p>SESSION 138 Chronic Paraparesis in Older Dogs <i>Cook</i></p>	<p>SESSION 144 Ultrasonography of Small Intestinal Diseases in Dogs and Cats <i>Gaschen</i></p>	<p>SESSION 150 Whoops, There It Is: The Biggest Mistake Managers Make When Marketing <i>Lambert</i></p>	<p>SESSION 156 Pharmacy Regulations, Part I <i>Ohio Board of Pharmacy</i></p>	9:15 – 10:15
<p>SESSION 133 Atopic Dermatitis in Dogs, Part I: What Is It, and How Do We Diagnose It? <i>Fadok</i></p>	<p>SESSION 139 Neurologic Manifestations of Systemic Illness <i>Cook</i></p>	<p>SESSION 145 Improve Your Cardiac Radiographic Interpretation in the Dog <i>Gaschen</i></p>	<p>SESSION 151 Real Talk: Why You're Getting Bad Reviews and What to Do About It <i>Lambert</i></p>	<p>SESSION 157 Pharmacy Regulations, Part II <i>Drug Enforcement Administration</i></p>	10:30 – 11:30
<p>SESSION 134 Atopic Dermatitis in Dogs, Part II: Treatment and Client Education <i>Fadok</i></p>	<p>SESSION 140 Hands-Off Neurology: Gait and Posture Hold the Keys <i>Moore</i></p>	<p>SESSION 146 Diagnosing Intestinal Obstructions in Dogs and Cats <i>Gaschen</i></p>	<p>SESSION 152 Slow Your Scroll: Getting Pet Owners to Pay Attention Online <i>Lambert</i></p>	<p>158 Infectious and Drug Waste Disposal in Ohio <i>Ohio Environmental Protection Agency</i></p>	1:30 – 2:30
<p>SESSION 135 Skin Barrier Defects in Dogs: What Do We Know About Repair? <i>Fadok</i></p>	<p>SESSION 141 Once Seen, Never Forgotten: Interesting Cases in Medical Neurology <i>Moore</i></p>	<p>SESSION 147 The Coughing Dog: Improve Your Radiographic Expertise to Make the Diagnosis <i>Gaschen</i></p>	<p>SESSION 153 Instagram That Exam: Four Opportunities You're Missing <i>Lambert</i></p>	<p>SESSION 159 Radiology Equipment <i>Ohio Department of Health</i></p>	2:45 – 3:45
<p>SESSION 136 Managing Pyoderma in the 21st Century <i>Fadok</i></p>	<p>SESSION 142 The Difficult Epileptic: Beyond Adjusting Maintenance Meds <i>Moore</i></p>	<p>SESSION 148 Radiographic Pulmonary Patterns and Their Challenges <i>Gaschen</i></p>	<p>SESSION 154 Keeping Up with the Vet-Dashians: Using Stories and Videos to Bond Online <i>Lambert</i></p>	<p>SESSION 160 Top 10 Regulatory Questions <i>Advent</i></p>	4:00 – 5:00

Sessions 137-139:



02|20|20 THURSDAY

PUBLIC HEALTH

SHELTER I
Humane Agent Training

SHELTER II
Exotics in Shelters

TECHNICIAN I

TECHNICIAN II

HANDS-ON LABS

8:00 - 9:00

SESSION 161
Worker Health Runs "Afowl": A Psittacosis Outbreak at Chicken Slaughter Plants
Szablewski

SESSION 167
Ohio Animal Cruelty and Neglect Laws in 2020, Part I
Holland

SESSION 173
Care of Reptiles and Amphibians in Animal Shelters
Speaker TBA

SESSION 179
The Veterinary Technician's Role in the Colic Workup
Cripe Birt

SESSION 185
The Role of Imaging in Staging the Oncology Patient
Green

9:15 - 10:15

SESSION 162
Elephants, Seals, Chickens, and More: One Health and the CDC EIS Veterinarian, Part I
Gibbins

SESSION 168
Ohio Animal Cruelty and Neglect Laws in 2020, Part II
Holland

SESSION 174
Care of Birds in Animal Shelters, Part I
Speaker TBA

SESSION 180
Caring for the Critical Post-Operative Equine Laparotomy Patient
Cripe Birt

SESSION 186
Principles and Applications of Radiation Therapy
Green

10:30 - 11:30

SESSION 163
Elephants, Seals, Chickens, and More: One Health and the CDC EIS Veterinarian, Part II
Gibbins

SESSION 169
Making the Case: CSI and Veterinary Forensics in Animal Cruelty Cases, Part I
Merck

SESSION 175
Care of Birds in Animal Shelters, Part II
Speaker TBA

SESSION 181
A Tale of Three Colics: Case Reports Exploring Abdominal Pain in Horses
Cripe Birt

SESSION 187
Radiation Therapy Side Effects
Green

11:30 - 1:30 LUNCH & EXHIBIT HALL

1:30 - 2:30

SESSION 164
Hot Topics: Federal Government
Gibbins and Skorupski

SESSION 170
Making the Case: CSI and Veterinary Forensics in Animal Cruelty Cases, Part II
Merck

SESSION 176
Humane Euthanasia of Non-Traditional Species
Speaker TBA

SESSION 182
Oh, Baby, Baby! Understanding and Handling the Equine Neonate, Part I
Cripe Birt

SESSION 188
Your Pet Ate What? History Taking and Telephone Triage
Wismer

LAB A 1 - 5 p.m.
Equine Lameness: Intra-Articular Injection and Perineural Blocks
Brokken and Yardley

2:45 - 3:45

SESSION 165
Hot Topics: Ohio Department of Health
Singh, Garrett, and Machesky

SESSION 171
Medical Triage in the Field: How to Know What's Urgent
Walz

SESSION 177
Care of Small Mammals in Animal Shelters, Part I
Speaker TBA

SESSION 183
Oh, Baby, Baby! Understanding and Handling the Equine Neonate, Part II
Cripe Birt

SESSION 189
Myths and Misconceptions in Toxicology
Wismer

4:00 - 5:00

SESSION 166
Hot Topics: Ohio Department of Agriculture
T. Forshey and Summers

SESSION 172
Overcoming Barriers to Legal Compliance
Scott and Walz

SESSION 178
Care of Small Mammals in Animal Shelters, Part II
Speaker TBA

SESSION 184
Case Reports of Wound Management in Young Foals
Cripe Birt

SESSION 190
Mind-Altering Drugs: THC and Beyond
Wismer

5 - 6 EXHIBIT HALL HOUR



ANIMAL ABUSE

ANIMAL BEHAVIOR I

ANIMAL BEHAVIOR II

EQUINE

FOOD ANIMAL

HOLISTIC & INTEGRATIVE MEDICINE

SESSION 200
Defining Animal Cruelty and the Role of the Veterinary Professional, Part I
Balkin

SESSION 206
The Ins and Outs of Canine Elimination Problems
Lilly

SESSION 212
Aggression in Dogs, Part I: Understanding the Problem and Minimizing Risks
Grigg

SESSION 218
Cervical, Vaginal, and Perineal Problems
McCue

SESSION 224
Small Flock Poultry: Top Diseases You Need to Know
Lossie

SESSION 231
Moving Veterinary Medicine from Basics to Beyond
Vargas

8:00 - 9:00

SESSION 201
Defining Animal Cruelty and the Role of the Veterinary Professional, Part II
Balkin

SESSION 207
Irritable Bowel Syndrome: Beyond Metronidazole
Lilly

SESSION 213
Aggression in Dogs, Part II: What to Say, What to Do
Grigg

SESSION 219
Early Pregnancy Problems
McCue

SESSION 225
Gastrointestinal Diseases of Swine
Bowman

SESSION 232
How to Approach a Clinical Case Using TCVM
Vargas

9:15 - 10:15

SESSION 202
Key Indicators and Reporting Protocols, Part I
Merck

SESSION 208
Chewing, Chomping, and Licking: Diagnosis and Treatment of Excessive Oral Behaviors
Lilly

SESSION 214
Addressing Behavior Issues: When to Treat and When to Refer
Grigg

SESSION 220
Clinical Cases in Mares and Stallions
McCue

SESSION 226
Respiratory Diseases of Swine
Bowman

SESSION 233
Treating Skin Cases Using TCVM
Vargas

10:30 - 11:30

LUNCH & EXHIBIT HALL 11:30 - 1:30

SESSION 203
Key Indicators and Reporting Protocols, Part II
Merck

SESSION 209
Behavioral Euthanasia: Considerations for When and How
Lilly

SESSION 215
Difficult Conversations: Helping Clients Address Severe Pet Behavior Problems
Grigg

SESSION 221
Assessment of the Neonate
Coleman

SESSION 227
Foreign Animal Diseases, Part I: Hoofbeats on the Covered Bridge
Brown

SESSION 234
Treating Liver Disorders Using TCVM
Vargas

1:30 - 2:30

SESSION 204
Demystifying What Happens After an Animal Abuse Report is Filed
Walz

SESSION 210
Enrichment in Canine Patients with Behavior and Medical Comorbidities
Lilly

SESSION 216
The Science Behind a Happy Dog: Giving Companion Dogs the Best Quality of Life
Grigg

SESSION 222
The (A)cute Abdomen: Colic in Foals
Coleman

SESSION 228
Foreign Animal Diseases, Part II: Ham and Eggs? Maybe Not!
Brown

SESSION 235
TCVM Approach to Cancer
Vargas

2:45 - 3:45

SESSION 205
What Happens Before, During, and After a Criminal Trial?
Balkin

SESSION 211
The Best-Laid Plans: When the Patient Hates Your Treatment Protocol
Lilly

SESSION 217
Aging Pets: Maintaining the Best Quality of Life for Patient and Client
Grigg

SESSION 223
Rhodococcus equi Pneumonia: Challenges with Treatment
Coleman

SESSION 229
Foreign Animal Diseases, Part III: With a Whinny
Brown

SESSION 236
How to Make TCVM Profitable
Vargas

4:00 - 5:00

SESSION 230 5:15-6:15
African Swine Fever
T. Forshey

02|21|20 FRIDAY

NATIONAL VETERINARY ACCREDITATION PROGRAM

PET ANIMAL Anesthesia & Pain Management

PET ANIMAL Clinical Toxicology

PET ANIMAL Critical Care & Emergency

PET ANIMAL Infectious Disease & Vaccines

8:00 - 9:00

SESSION 237
Module 3: Overview of Foreign Animal, Program, and Reportable Diseases
Davis

SESSION 243
The Opioid Shortage: What Do I Do for My Patients Now?
Matthews

SESSION 249
Decontamination: The Old and The New
Wismer

SESSION 255
My Cardiovascular System Has Fallen, and It Can't Get Up: A Treatise on Shock
Cooper

SESSION 261
Rabies Awareness Challenge: The Must-Know Facts
Ford

9:15 - 10:15

SESSION 238
Module 4: Preventing Disease Introduction and Spread
Wilden

SESSION 244
Local and Regional Blocks to Use with General Anesthesia
Matthews

SESSION 250
Urine or You're Out: Renal Toxins
Wismer

SESSION 256
Fluid Therapy, Part I: The Basics
Cooper

SESSION 262
Antibody Testing vs. Vaccination: Applications in Practice
Ford

10:30 - 11:30

SESSION 239
Module 9: Interstate and International Health Certificates for Category I Animals
Grube

SESSION 245
Update on Inhalant Anesthesia
Matthews

SESSION 251
Liver Let Die: Hepatotoxins
Wismer

SESSION 257
Fluid Therapy, Part II: Fluid Resuscitation and Other Applications
Cooper

SESSION 263
Vaccine Adverse Reactions and Injury
Ford

11:30 - 1:30 LUNCH & EXHIBIT HALL

1:30 - 2:30

SESSION 240
Module 12: Animal Disease Traceability
White

SESSION 246
Individualized Anesthesia
Matthews

SESSION 252
CNS Intoxicants, Part I: Tweakers and Tokers
Wismer

SESSION 258
Cardiopulmonary Resuscitation: Approach and Impact of the RECOVER Guidelines
Cooper

SESSION 264
Chronic Cough in the Dog
Ford

2:45 - 3:45

SESSION 241
Module 19: Animal Health Emergency Response
Skorupski

SESSION 247
Anesthesia for Geriatric Patients
Matthews

SESSION 253
CNS Intoxicants, Part II: I've Got the Shakes
Wismer

SESSION 259
Management of Feline Urethral Obstruction: What's the Evidence?
Cooper

SESSION 265
Feline Viral Upper Respiratory Disease: Why it Persists
Ford

4:00 - 5:00

SESSION 242
Module 24: Collecting and Shipping Diagnostic Samples
Krogwold

SESSION 248
Risk Factors for Anesthetic Mortality
Matthews

SESSION 254
Why So Blue? Cardiac and Respiratory Toxicants
Wismer

SESSION 260
Nutritional Support for the Hospitalized Patient
Cooper

SESSION 266
Feline Infectious Peritonitis: More Complex than We Thought!
Ford

5 - 6 EXHIBIT HALL HOUR



PET ANIMAL <i>Urology & Nephrology</i>	PRACTICE MANAGEMENT I	PRACTICE MANAGEMENT II	PUBLIC HEALTH	SHELTER ANIMAL I	
SESSION 267 Chronic Kidney Disease, Part I: Diagnosis, Staging, and Prognosis <i>Vaden</i>	SESSION 270 Fifty Shades of Fees: Pricing Services and Products <i>Tumblin</i>	SESSION 276 OSHA Paperwork and Administrative Rules <i>Seibert</i>	SESSION 282 The Intersection of Modern Food Fads and Veterinary Medicine <i>Sander</i>		8:00 – 9:00
SESSION 268 Chronic Kidney Disease, Part II: Nutrition, Mineral Disorders, and GI <i>Vaden</i>	SESSION 271 The Elusive 20% ROI: Can it be Done?, Part I <i>Tumblin</i>	SESSION 277 OSHA Safety Basics <i>Seibert</i>	SESSION 283 Drugs, Disposal, and Downstream Effects: A Practitioner's Guide <i>Sander</i>		9:15 – 10:15
SESSION 269 Chronic Kidney Disease, Part III: Proteinuria, Hypertension and Anemia <i>Vaden</i>	SESSION 272 The Elusive 20% ROI: Can it be Done?, Part II <i>Tumblin</i>	SESSION 278 OSHA Safety in Medical Procedures <i>Seibert</i>	SESSION 284 Zoonotic Disease Risk—Who Cares? Improving Messaging and Biosecurity <i>Sander</i>		10:30 – 11:30
NOTE: PA Urology & Nephrology track continues on Saturday morning.	SESSION 273 The Latest Trends in Compensation and Benefits <i>Tumblin</i>	SESSION 279 Controlled Drugs: Registration, Access, and Security <i>Seibert</i>	SESSION 285 A One Health Approach to Emerging Infectious Diseases <i>Sander</i>	SESSION 288 Is proBNP an Effective Screening Tool for Shelter Medicine? Part I <i>Boddy</i>	1:30 – 2:30
	SESSION 274 Planning for Retirement <i>Tumblin</i>	SESSION 280 Controlled Drugs: Logs <i>Seibert</i>	SESSION 286 Status Check: Are Antimicrobials Soon to be a Tool of the Past? <i>Sander</i>	SESSION 289 Is proBNP an Effective Screening Tool for Shelter Medicine? Part II <i>Boddy</i>	2:45 – 3:45
	SESSION 275 Practice Value: Avoiding Unhappy Surprises <i>Tumblin</i>	SESSION 281 Controlled Drugs: Inventories, Counting, and Disposal <i>Seibert</i>	SESSION 287 Pets and Policy: How Do They Intersect? <i>Sander</i>	SESSION 290 Is proBNP an Effective Screening Tool for Shelter Medicine? Part III <i>Boddy</i>	4:00 – 5:00

02|21|20 FRIDAY

SHELTER ANIMAL II

SMALL RUMINANTS

STAFF DEVELOPMENT

TECHNICIAN I

TECHNICIAN II

HANDS-ON LABS

8:00 - 9:00

SESSION 291
Animal Sheltering: How Far Have We Come, and Where Are We Going?
Harvey

297A National Scrapie Eradication Updates - *Lyons*
297B Trends in Sheep and Goat Health Problems - *Hayes*

SESSION 303
Wag More, Bark Less: Strategies for Communicating with All Behavior Types
Belyea

SESSION 309
It Doesn't Have to Hurt: Recognizing Chronic Pain in Cats
Kucera

SESSION 315
That Bites! How to Avoid Getting Bitten
Newfield

LAB B 8 a.m.-12 p.m.
Surgical Extractions in the Dog and Cat
Volker

9:15 - 10:15

SESSION 292
Socially Conscious Sheltering: What Is It, and Why Does It Matter?
Harvey

SESSION 298
To Shadow or Not to Shadow? What to Do with a Pre-Vet Student
B. Forshey

SESSION 304
Squad Goals: Creating Positive Connections in a Multigenerational Workforce
Belyea

SESSION 310
Do You Speak Cat? Feline Communication for the Veterinary Team
Kucera

SESSION 316
Understanding the Blue Patient
Newfield

10:30 - 11:30

SESSION 293
Socially Conscious Animal Community: What Is It, and What is Your Role?
Harvey

SESSION 299
Ethical Issues Related to Show Stock Health
Rowe

SESSION 305
Making Body Language Your Superpower
Belyea

SESSION 311
Litter Box Lessons: Keeping Cats Inside the Box
Kucera

SESSION 317
Forward-Thinking Nursing Skills
Newfield

11:30 - 1:30 LUNCH & EXHIBIT HALL

1:30 - 2:30

SESSION 294
Combating Compassion Fatigue in Animal Welfare, Part I
Blough

SESSION 300
Mastitis in Dairy and Meat Goats
Rowe

SESSION 306
How to Achieve Work/Life Integration in a Dog-Eat-Dog World
Belyea

SESSION 312
Busy, Not Bored: Enrichment for Cats
Kucera

SESSION 318
What to Do When an HBC Enters Your Clinic
Newfield

2:45 - 3:45

SESSION 295
Combating Compassion Fatigue in Animal Welfare, Part II
Blough

SESSION 301
Infectious Disease Control in Goat Herds, Part I
Rowe

SESSION 307
Overcoming Negativity: Finding Happiness at Home and at Work
Belyea

SESSION 313
Changing Perspective: Fear Free, A Kind Approach
Kucera

SESSION 319
Seeing the "Hidden Stuff," Part I: Abdominal Radiology Reviews
Newfield

4:00 - 5:00

SESSION 296
Combating Compassion Fatigue in Animal Welfare, Part III
Blough

SESSION 302
Infectious Disease Control in Goat Herds, Part II
Rowe

SESSION 308
Brain Training and Neuroscience: Out with the Negative Mojo!
Belyea

SESSION 314
A Fear Free Visit: Plan for Pet Comfort
Kucera

SESSION 320
Seeing the "Hidden Stuff," Part II: Thoracic Radiology Reviews
Newfield

5 - 6 EXHIBIT HALL HOUR



SATURDAY 02|22|20

ANIMAL BEHAVIOR I	ANIMAL BEHAVIOR II	AQUACULTURE	EQUINE	FOOD ANIMAL	HOLISTIC & INTEGRATIVE MEDICINE	
<p>SESSION 400 Designer Pets: Forging the Best-Behaved Pets and Patients Through Socialization, Part I <i>Pankratz</i></p>	<p>SESSION 406 Working with Special Needs Clients and Assistance Animals <i>Grigg</i></p>		<p>SESSION 415 Equine Endocrinologic Disease, Part I: Diagnosis and Management <i>Coleman</i></p>	<p>SESSION 421 Emerging Zoonotic Diseases: Headliners <i>Brown</i></p>	<p>SESSION 427 Introduction to End-of-Life, Hospice, and Palliative Medicine <i>August</i></p>	8:00 - 9:00
<p>SESSION 401 Designer Pets: Forging the Best-Behaved Pets and Patients Through Socialization, Part II <i>Pankratz</i></p>	<p>SESSION 407 Dogs and Nature vs. Nurture: Behavior, Breed, and Environmental Influences <i>Grigg</i></p>	<p>SESSION 411 Water Quality and Clinical Diagnostic Techniques for Fish <i>Smith</i></p>	<p>SESSION 416 Equine Endocrinologic Disease, Part II: Case Management <i>Coleman</i></p>	<p>SESSION 422 New and Noteworthy Zoonotic Diseases of Concern in the Clinic <i>Brown</i></p>	<p>SESSION 428 Integrative Medicine in Hospice and Palliative Care <i>August</i></p>	9:15 - 10:15
<p>SESSION 402 Tail Wag Say What? Accurately Interpreting Your Patients' Body Language <i>Pankratz</i></p>	<p>SESSION 408 Behavioral Assessment in the Shelter: Where Do We Stand Now? <i>Grigg</i></p>	<p>SESSION 412 Common Viral, Bacterial, and Fungal Diseases of Fish, Part I <i>Smith</i></p>	<p>SESSION 417 Equine FLASH Abdominal Ultrasound <i>Coleman</i></p>	<p>SESSION 423 Global Food Security: What is Our Profession's Role? <i>Brown</i></p>	<p>SESSION 429 Introduction to Western Herbal Medicine <i>August</i></p>	10:30 - 11:30
LUNCH & EXHIBIT HALL 11:30 - 1:30						
<p>SESSION 403 Stop, Look, and Listen: Humane Handling for More Cooperative Patients <i>Pankratz</i></p>	<p>SESSION 409 Enrichment for Shelter Cats: Theory, Application, and DIY Tips <i>Grigg</i></p>	<p>SESSION 413 Common Viral, Bacterial, and Fungal Diseases of Fish, Part II <i>Smith</i></p>	<p>SESSION 418 Identifying Traumatic Synovial Sepsis <i>Baxter</i></p>	<p>SESSION 424 Microbiology and Mastitis: Use of Diagnostic Tests to Guide Mastitis Therapy <i>Ruegg</i></p>	<p>SESSION 430 Herbs for Hospice and Palliative Care, Part I <i>August</i></p>	1:30 - 2:30
<p>SESSION 404 Mind Control? Manipulate Your Pets and Patients with Behavior Modification <i>Pankratz</i></p>	<p>SESSION 410 Enrichment for Shelter Dogs: Theory, Application, and DIY Tips <i>Grigg</i></p>	<p>SESSION 414 Fish Health Management Strategies and Therapeutic Considerations <i>Smith</i></p>	<p>SESSION 419 Management of Traumatic Synovial Infections and Wounds <i>Baxter</i></p>	<p>SESSION 425 Making Treatment Decisions for Clinical Mastitis, Part I <i>Ruegg</i></p>	<p>SESSION 431 Herbs for Hospice and Palliative Care, Part II <i>August</i></p>	2:45 - 3:45
<p>SESSION 405 Why Does My Pet Do This? How to Triage Behavior Problems <i>Pankratz</i></p>			<p>SESSION 420 The Multiple Problems Within the MFT Joint <i>Baxter</i></p>	<p>SESSION 426 Making Treatment Decisions for Clinical Mastitis, Part II <i>Ruegg</i></p>	<p>SESSION 432 Quality of Life for the Caregiver <i>August</i></p>	4:00 - 5:00

02|22|20 SATURDAY

PET ANIMAL
Cardiology

PET ANIMAL
Clinical Pathology

PET ANIMAL
General Surgery

PET ANIMAL
Ophthalmology

PET ANIMAL
Urology & Nephrology

8:00 - 9:00

SESSION 433

Feline Cardiovascular Diseases, Part I: Causes and Diagnosis

Bonagura

SESSION 439

The Hemogram, The Histogram, The Patient

Alleman

SESSION 445

All Tied Up in Knots: An Interactive Knot-Tying Workshop

Smeak

SESSION 451

Corneal Ulcers: Medical Management and Supportive Therapy

Munger

SESSION 457

Focus on Glomerular Disease

Vaden

9:15 - 10:15

SESSION 434

Feline Cardiovascular Diseases, Part II: Clinical Management

Bonagura

SESSION 440

Why Should I Look at a Blood Smear?

Wellman

SESSION 446

Make Your Skin Closure Look Lovely!

Smeak

SESSION 452

Surgical Management of Corneal Diseases

Munger

SESSION 458

Micturition Disorders in Male Dogs: What We Don't Know Can Hurt Our Patients

Vaden

10:30 - 11:30

SESSION 435

Acquired Valvular Heart Disease in the Dog, Part I: Diagnosis and Staging

Bonagura

SESSION 441

Hematology Case Challenges

Alleman

SESSION 447

How to Consistently Create Secure Mass Ligations

Smeak

SESSION 453

Uveitis: Insight into Problem Cases

Munger

SESSION 459

Urothelial Carcinoma: What's New?

Vaden

11:30 - 1:30 LUNCH & EXHIBIT HALL

1:30 - 2:30

SESSION 436

Acquired Valvular Heart Disease in the Dog, Part II: Clinical Management

Bonagura

SESSION 442

Cytology of Skin

Wellman

SESSION 448

"Smeakisms": Surgery Tips for Practitioners

Smeak

SESSION 454

Glaucoma: Medical and Surgical Options

Munger

2:45 - 3:45

SESSION 437

Cardiac Imaging, Part I: Radiographic Diagnoses of Cardiorespiratory Disorders

Bonagura

SESSION 443

Cytology of Lymph Nodes

Wellman

SESSION 449

Don't Be an "Old School" Surgeon!

Smeak

SESSION 455

Cataracts: More Than Meets the Eye

Munger

4:00 - 5:00

SESSION 438

Cardiac Imaging, Part II: Echocardiographic Diagnoses of Acquired Heart Diseases

Bonagura

SESSION 444

Either Urine or Ur-out: The Complete UA with Images from an Automated Analyzer

Alleman

SESSION 450

Those Dreaded Migrating Foreign Bodies

Smeak

SESSION 456

A Rational Approach to Keratoconjunctivitis Sicca

Munger

5 - 6 EXHIBIT HALL HOUR



**Boehringer
Ingelheim**



PRACTICE MANAGEMENT I	PRACTICE MANAGEMENT II	PUBLIC HEALTH	SHELTER ANIMAL	SMALL RUMINANTS	
<p>SESSION 460 Top Five Veterinary Practice Legal Mistakes <i>Guiducci</i></p>	<p>SESSION 466 Creating Value, Part I: Your Team <i>Burdette</i></p>	<p>SESSION 472 Traveling Ticks: Where They Are Headed and How to Keep Them Off Pets <i>Herrin</i></p>	<p>SESSION 478 Fear Free, Part I: Emotional Health in the Shelter <i>Griffin</i></p>	<p>SESSION 484 Abortion and Fetal Wastage in Goats and Sheep <i>Rowe</i></p>	8:00 – 9:00
<p>SESSION 461 Hiring, Firing, and Retaining Staff <i>Guiducci</i></p>	<p>SESSION 467 Creating Value, Part II: Client Expectations <i>Burdette</i></p>	<p>SESSION 473 Tick-Borne Disease Diagnostics: The Spot is Blue; Now What Do I Do? <i>Herrin</i></p>	<p>SESSION 479 Fear Free, Part II: How Animals are Feeling in the Shelter <i>Griffin</i></p>	<p>SESSION 485 Adding Sheep and Goat Clients to Your Practice <i>Rowe</i></p>	9:15 – 10:15
<p>SESSION 462 When and How to Prepare: Buyers and Sellers of Veterinary Practices <i>Guiducci</i></p>	<p>SESSION 468 Creating Value, Part III: Preventive Care <i>Burdette</i></p>	<p>SESSION 474 Flea Control: We've Entered a New Dimension <i>Herrin</i></p>	<p>SESSION 480 Fear Free, Part III: What Animals are Learning in the Shelter <i>Griffin</i></p>	<p>SESSION 486 Mastitis and Milk Quality in Small Ruminants <i>Ruegg</i></p>	10:30 – 11:30
<p>SESSION 463 Veterinary Practice Ownership Agreements: Why are They Important? <i>Guiducci</i></p>	<p>SESSION 469 Creating Value, Part IV: Increasing Visits <i>Burdette</i></p>	<p>SESSION 475 Zoonotic Intestinal Parasites: Protecting the Entire Family <i>Herrin</i></p>	<p>SESSION 481 Fear Free, Part IV: Animal Handling and Procedures <i>Griffin</i></p>	<p>SESSION 487 Small Ruminant Gross Necropsy: The Basics <i>Brown</i></p>	1:30 – 2:30
<p>SESSION 464 Practice Transactions: Due Diligence and Purchase Agreements <i>Guiducci</i></p>	<p>SESSION 470 Creating Value, Part V: Boosting Profits <i>Burdette</i></p>	<p>SESSION 476 <i>Giardia</i>: Why Hasn't it Gotten Any Easier to Deal with this Infection? <i>Herrin</i></p>	<p>SESSION 482 Fear Free, Part V: Behavior Medications and Other Therapies <i>Griffin</i></p>	<p>SESSION 488 Blocked Goats: Medical and Surgical Management <i>Lozier</i></p>	2:45 – 3:45
<p>SESSION 465 Commercial Lease Negotiations: What Practice Owners Need to Know <i>Guiducci</i></p>	<p>SESSION 471 Creating Value, Part VI: Practice and Property <i>Burdette</i></p>	<p>SESSION 477 Managing TB in Captive Elephants <i>Junge</i></p>	<p>SESSION 483 Fear Free, Part VI: Daily Monitoring and Care <i>Griffin</i></p>	<p>SESSION 489 Covering Both Ends: Dehorning and Teaser Preparation in Goats <i>Lozier</i></p>	4:00 – 5:00

02/22/20 SATURDAY

STAFF DEVELOPMENT

TECHNICIAN I

TECHNICIAN II

WELLNESS

WORKSHOPS

8:00 - 9:00

SESSION 490
Embracing Change: The Why and The How, Part I
Cary

SESSION 496
Waste Anesthetic Gases: The Invisible Threat
Reuss-Lamky

SESSION 502
Feeding Puzzles: Nutrition and Enrichment
Wortinger

SESSION 509
Stress, Mental Health, and Wellbeing in Veterinary Medicine
Strand

WORKSHOP C
8:30-11:30 a.m.
Changing Perspective: Fear Free, A Kind Approach
Kucera

9:15 - 10:15

SESSION 491
Embracing Change: The Why and The How, Part II
Cary

SESSION 497
Anesthetic Monitors: Understanding Their Use and Limitations
Reuss-Lamky

SESSION 503
BEG Diets and DCM in Dogs
Wortinger

SESSION 510
Stress Management, Neural Integration, and the Healthy Mind Platter
Strand

10:30 - 11:30

SESSION 492
Prioritizing Prioritization: The Why and The How, Part I
Cary

SESSION 498
Opioid Crisis? Nerve Blocks to the Rescue!
Reuss-Lamky

SESSION 504
Busting Nutrition Myths
Wortinger

SESSION 511
Stress and Conflict in the Veterinary Team: How Wellbeing is Affected
Strand

11:30 - 1:30 LUNCH & EXHIBIT HALL

1:30 - 2:30

SESSION 493
Prioritizing Prioritization: The Why and The How, Part II
Cary

SESSION 499
Beating the Bugs: Sterilization is Instrumental
Reuss-Lamky

SESSION 506
Prebiotics and Probiotics in the Diet
Wortinger

SESSION 512
Values and Wellbeing: A Life Map for Healthy Decision Making
Strand

2:45 - 3:45

SESSION 494
The Collaboration Imperative, Part I
Cary

SESSION 500
Canine Elbow Dysplasia: How Lame!
Reuss-Lamky

SESSION 507
Nutritional Management for Vomiting and Diarrhea
Wortinger

SESSION 513
Tools for Managing Emotional Labor and Moral Stress
Strand

4:00 - 5:00

SESSION 495
The Collaboration Imperative, Part II
Cary

SESSION 501
Role of the Veterinary Surgical Technician
Reuss-Lamky

SESSION 508
Is a VTS in your Future?
Wortinger

SESSION 514
Circle of Life Approach to Wellbeing
Strand

5 - 6 EXHIBIT HALL HOUR



SUNDAY 02|23|20

ANIMAL BEHAVIOR

EQUINE

FOOD ANIMAL

HOLISTIC & INTEGRATIVE MEDICINE

PET ANIMAL
Endocrinology

SESSION 600

Don't Leave Me This Way! How to Approach Canine Separation Anxiety
Pankratz

SESSION 606

Pitfalls of Select Perineural Anesthesia
Baxter

SESSION 609

Back to the Basics: Evaluating the Economic Impact of Mastitis
Ruegg

SESSION 612

Essential Oils, Part I: Biochemistry and Safety in Animals
Hanover

SESSION 618

Monitoring Cushingoid Dogs on Trilostane: What's New?
Lathan

8:00 - 9:00

SESSION 601

Cognitive Dysfunction: What's Going On? Where Am I? Who Am I?
Pankratz

SESSION 607

Pitfalls of Select Intravenous Anesthesia
Baxter

SESSION 610

Perception or Reality? How Dairy Farmers Use Antibiotics on Large Farms
Ruegg

SESSION 613

Essential Oils, Part II: Ancient Art Meets Modern Science
Hanover

SESSION 619

Addison's Disease: A Case-Based Update
Lathan

9:15 - 10:15

SESSION 602

You Spin Me Right Round, Baby, Right Round: How to Approach Compulsive Disorders
Pankratz

SESSION 608

Select Lameness Cases
Baxter

SESSION 611

Doc, Do I Really Need to Use Dry Cow Therapy?
Ruegg

SESSION 614

Essential Oils, Part III: Practice Tips for Dogs and Cats
Hanover

SESSION 620

Treating Dogs and Cats with Diabetes Mellitus
Lathan

10:30 - 11:30

MVC SUNDAY LUNCH WITH DR. CLAIRE SIMEONE 11:30 - 1:00

SESSION 603

Feline Aggression: Taming the Crouching Tiger's Hidden Dragon
Pankratz

SESSION 615

Essential Oils, Part IV: Practice Tips for Horses
Hanover

SESSION 621

Monitoring Patients with Diabetes Mellitus
Lathan

1:00 - 2:00

SESSION 604

Pee Afraid, Pee Very Afraid: How to Approach Feline House Soiling, Part I
Pankratz

SESSION 616

Essential Oils, Part V: Enhancing Other Modalities
Hanover

SESSION 622

Other Feline Endocrinopathies
Lathan

2:15 - 3:15

SESSION 605

Pee Afraid, Pee Very Afraid: How to Approach Feline House Soiling, Part II
Pankratz

SESSION 617

Essential Oils, Part VI: Supplement Enhancement
Hanover

SESSION 623

Getting to the Bottom of PU/PD
Lathan

3:30 - 4:30



02|23|20 SUNDAY

PET ANIMAL
Exotics

PET ANIMAL
Liver & Biliary

PRACTICE
MANAGEMENT I

PRACTICE
MANAGEMENT II

PUBLIC
HEALTH

8:00 - 9:00

SESSION 624
Dental Disease in Rabbits and Rodents
Graham

SESSION 630
Approach to Increased Liver Enzymes in the Dog
Lidbury

SESSION 636
What's Up and Coming in Veterinary Medicine? Part I
Little

SESSION 642
Learn to Lead in Your Clinic
Cronin

648A. Antimicrobial Resistance: More Than a Buzzword
Overcast
648B. Homelessness and Pet Ownership
Rullan Oliver

9:15 - 10:15

SESSION 625
Infectious Disease in Ferrets, Rabbits, and Rodents
Graham

SESSION 631
Getting the Most Out of the Liver Biopsy
Lidbury

SESSION 637
What's Up and Coming in Veterinary Medicine? Part II
Little

SESSION 643
Foundations of the Lead Technician Position
Cronin

SESSION 649
Parasites: What's New, and Should I Worry?
Marsh

10:30 - 11:30

SESSION 626
Ferret Medicine
Graham

SESSION 632
Chronic Hepatitis in Dogs: Diagnostic and Therapeutic Dilemmas
Lidbury

SESSION 638
Unpacking Telehealth: The Why, What, and How of Virtual Care
Little

SESSION 644
Creating and Implementing a Training Program
Cronin

SESSION 650
May the Microbes be Ever in Your Favor: Enteritis and the Gut Microbiome
Hale

11:30 - 1:00 **MVC SUNDAY LUNCH WITH DR. CLAIRE SIMEONE**

1:00 - 2:00

SESSION 627
Backyard Poultry Medicine
Graham

SESSION 633
Feline Hepatic Lipidosis: Optimizing Outcomes
Lidbury

SESSION 639
Virtual Care, Part I: Statistics
Smiley

SESSION 645
It's All Fun and Games Until Someone Calls H.R.
Cronin

2:15 - 3:15

SESSION 628
The Critical Bird
Graham

SESSION 634
Feline Cholangitis and Triaditis
Lidbury

SESSION 640
Virtual Care, Part II: Getting Started
Smiley

SESSION 646
Marketing: From Budgeting to Implementation
Cronin

3:30 - 4:30

SESSION 629
Exotics in the E.R.: Top 10 Treatment Mistakes
Graham

SESSION 635
Canine and Feline Hepatology Case Studies
Lidbury

SESSION 641
Virtual Care, Part III: Case Studies
Smiley

SESSION 647
Social Media with Style
Cronin

STANTON
FOUNDATION

RECENT GRADS & GENERAL PRACTICE	SHELTER ANIMAL	STAFF DEVELOPMENT	TECHNICIAN	HANDS-ON LABS	
<p>SESSION 651 Clinical Pearls, Part I <i>Schaer</i></p>	<p>SESSION 657 Truth or Fiction: Analysis of Patterned Injuries in Animal Cruelty Cases <i>Merck</i></p>	<p>SESSION 660 The Path to Vibrant Teams: An Actionable Path to a Rockstar Team and Culture <i>VanDeWater</i></p>	<p>SESSION 666 Small Animal Immunology and Vaccination <i>Rudolph</i></p>	<p>LAB D 8:30-11:30 a.m. Hematology and Cytology: Magnify Your Diagnostic Skills <i>Alleman and Wellman</i></p>	8:00 - 9:00
<p>SESSION 652 Clinical Pearls, Part II <i>Schaer</i></p>	<p>SESSION 658 Veterinary Analysis of Video Evidence: An Important Role of the Veterinarian <i>Merck</i></p>	<p>SESSION 661 The Voices in Our Head: Meet the Wily Cast of Characters We Hang with Each Day <i>VanDeWater</i></p>	<p>SESSION 667 IMHA for the Veterinary Technician <i>Rudolph</i></p>		9:15 - 10:15
<p>SESSION 653 Pictures Worth 1,000 Words, Part I <i>Schaer</i></p>	<p>SESSION 659 Mystery Theater: Solve the Animal Cruelty Case <i>Merck</i></p>	<p>SESSION 662 The Secret Formula of Life: Listening for Molly and Gagging the Rest <i>VanDeWater</i></p>	<p>SESSION 668 Veterinary Technician Specialties: What Are They, and How Do I Get One? <i>Rudolph</i></p>		10:30 - 11:30
<p>SESSION 654 Pictures Worth 1,000 Words, Part II <i>Schaer</i></p>		<p>SESSION 663 The Connection: The Why and How of Building Trust and Influence <i>VanDeWater</i></p>	<p>SESSION 669 Understanding Adrenal Disease <i>Rudolph</i></p>		1:00 - 2:00
<p>SESSION 655 Treat for the Treatable, Part I <i>Schaer</i></p>		<p>SESSION 664 Tapping In: Building Empathy, Even When It's Incredibly Tough <i>VanDeWater</i></p>	<p>SESSION 670 Diabetes Mellitus <i>Rudolph</i></p>		2:15 - 3:15
<p>SESSION 656 Treat for the Treatable, Part II <i>Schaer</i></p>		<p>SESSION 665 Row, Row, Row Your Boat...Together and with Equal Effort! <i>VanDeWater</i></p>	<p>SESSION 671 The ABC of DKA <i>Rudolph</i></p>		3:30 - 4:30

ANIMAL BEHAVIOR

100 8 – 9 a.m.
**Behavioral Diets, Supplements,
 and Probiotics—Oh, My!**

M. Leanne Lilly, DVM

Audience: V, T, BT | Level: 1

This lecture will provide an update on the ever-changing field of supplements and alternative products aimed at alleviating behavior problems.

101 9:15 – 10:15 a.m.
**General Psychopharmacology:
 Behavior Medications for Now
 and Later**

M. Leanne Lilly, DVM

Audience: V | Level: 2

This lecture will cover common psychoactive prescription therapies, both rapid and slow-acting, and discuss medication selection.

102–103 10:30 – 11:30; 1:30 – 2:30
**Restraint, Sedation,
 Anesthesia, and Analgesia
 in Behavior Patients**

M. Leanne Lilly, DVM

Audience: V, T | Level: 2

This two-part lecture will cover medication management for behavior patients, with a focus on managing multiple medications for anxious patients that need handling, sedation, or anesthesia.

104 2:45 – 3:45 p.m.
**The Sky is Falling! Noise Fears
 and Phobias in Cats and Dogs**

M. Leanne Lilly, DVM

Audience: V, BT | Level: 1

Noise phobias plague up to 50 percent of companion animals. This lecture will cover how to recognize and help those patients that exhibit fear of or sensitivity to loud noises.

105 4 – 5 p.m.
**Breed-Specific Behavior
 Problems: What Do We
 Really Know?**

M. Leanne Lilly, DVM

Audience: V, T, HS, SS, BT | Level: 1, 2

Although we know that clients shouldn't believe everything they read on the internet in regards to dog breed temperaments and behaviors, this doesn't stop them from consulting Dr. Google. This lecture will review current scientific evidence for breeds predisposed to specific behavior problems.

EQUINE

106 8 – 9 a.m.
**Equine Metabolic Syndrome-
 Associated Laminitis:
 Pathophysiology and
 Management**

Teresa Ann Burns, DVM, Ph.D., DACVIM

Audience: V | Level: 2

This session will provide updates on the pathophysiology of equine laminitis associated with obesity and insulin dysregulation, particularly how it relates to the management of clinical patients. Nutritional, exercise, and pharmacological treatment strategies will be discussed.

107 9:15 – 10:15 a.m.
**Updates on Endocrine Testing
 for EMS and PPID**

Teresa Ann Burns, DVM, Ph.D., DACVIM

Audience: V | Level: 2

This session will cover the latest recommendations and best practices for using clinicopathologic testing in the diagnosis and management of equine metabolic syndrome (EMS) and pituitary pars intermedia dysfunction (PPID) in horses and ponies.

108 10:30 – 11:30 a.m.
**Serum Amyloid A: Interpretation
 and Clinical Utility**

Teresa Ann Burns, DVM, Ph.D., DACVIM

Audience: V | Level: 2

This session will cover practical ways to utilize stall-side serum amyloid A (SAA) testing in equine practice, including how to interpret test results in common clinical situations and using SAA results to guide case management.

109 1:30 – 2:30 p.m.
**Reproductive Evaluation of the
 Problem Mare**

Patrick M. McCue, DVM, Ph.D., DACT

Audience: V | Level: 2

This lecture will describe various techniques to evaluate reproductive potential of mares and to detect reproductive problems.

110 2:45 – 3:45 p.m.
**Ovarian and Oviductal
 Problems of Mares**

Patrick M. McCue, DVM, Ph.D., DACT

Audience: V | Level: 2

This lecture will describe diagnostic and therapeutic procedures for ovarian and oviductal abnormalities in the mare.

111 4 – 5 p.m.
Uterine Problems of Mares

Patrick M. McCue, DVM, Ph.D., DACT

Audience: V | Level: 2

The objective of this lecture will be to describe diagnostic and therapeutic procedures for uterine abnormalities in the mare.

FOOD ANIMAL

112 8 – 9 a.m.

Assessment and Impacts of Newborn Beef Calf Vigor*Elizabeth R. Homerosky, DVM, M.Sc., DABVP*

Audience: V, T | Level: 1, 2, 3

This session will review the chain of events leading to a weak or acidotic calf and address why modified Apgar scores have failed to consistently identify them. The need for outcome-based assessments and review research used to develop the Beef Calf Vigor Assessment will also be covered. Attendees will learn how to use this tool to increase the percentage of calves acquiring optimal levels of passive immunity.

113 9:15 – 10:15 a.m.

Neonatal Beef Calf Diarrhea: How to Prevent It from Hitting the Fan*Elizabeth R. Homerosky, DVM, M.Sc., DABVP*

Audience: V, T | Level: 1, 2, 3

This session will discuss risk factors associated with scours in cow-calf herds. The presenter will review practical strategies producers can implement before, during, and after calving to prevent individual cases and outbreaks. Prevention tactics will focus largely on strategic calving pasture management, including the Sandhills Calving System, and practical, effective modifications thereof.

114 10:30 – 11:30 a.m.

Cow-Calf Disease Outbreak Investigations: When Minerals Go Bad*Elizabeth R. Homerosky, DVM, M.Sc., DABVP*

Audience: V, T | Level: 1, 2, 3

This session will discuss history, clinical signs, differential diagnoses, and lessons

learned from several disease outbreaks related to mineral deficiencies and toxicities. Disease outbreak investigations to be reviewed include a curious case of crooked-legged calves; sudden death in range beef cows; chronic ill thrift in cows and seizures amongst their calves; and congenital goiter and dwarfism in spring-born calves.

115 1:30 – 2:30 p.m.

Beef Cattle Implants: Who, What, When, Where, and Why*Elizabeth R. Homerosky, DVM, M.Sc., DABVP*

Audience: V, T | Level: 1, 2

This session will start with a basic review of the different hormones and technologies utilized in growth-promoting implants, including delayed and extended release. Attendees will learn rules of thumb and strategies to remember when developing implant protocols for the cow-calf, background-er and stocker, and feedlot producer at various stages of production.

116–117 2:45 – 5 p.m.

Dairy Cattle Welfare: Key Points from Birth to Culling*Joao H.C. Costa, Ph.D.*

Audience: V, BT | Level: 1, 2

This two-part session will discuss key welfare issues in the dairy industry. The presenter will review best practices for neonate care, calf nutrition and housing, heifer management, lameness, and downer cows. Precision technology, animal-people interactions, and public perception will also be covered.

118 5:15 – 6:15 p.m.

Drug Residue Avoidance in Food Animals*Speaker TBA*

Audience: V | Level: 1

This presentation will cover principles of preventing drug residues in food

animals. It will touch on drug-residue basics and highlight the areas in which veterinarians can reduce the risks. The presentation will provide best practices that veterinarians can recommend to their producer clients, as well as resources for both veterinarians and producers.

HOLISTIC & INTEGRATIVE MEDICINE

119 8 – 9 a.m.

Applied Functional Neurology: It's Easier than You Think*Amy M. Hayek, DVM, M.A., CVC, CVA*

Audience: V | Level: 1, 2

This session will help veterinarians to recognize neurological changes happening in their patients. It will review definitions of key parts of the nervous system and bring them to life in animal patients that visit the clinic.

120 9:15 – 10:15 a.m.

Inhibition: How to Use This Part of the Nervous System to Your Advantage*Amy M. Hayek, DVM, M.A., CVC, CVA*

Audience: V, BT | Level: 2, 3

This session will review the central integrative state of the normal and adversely affected patient. Participants will learn when to use—and when not to use—GABA and glycine, as well as novel approaches to affecting the function of these elements in the patient.

121 10:30 – 11:30 a.m.

Relationship Between the Brain and the Skin: We've Got You Covered*Amy M. Hayek, DVM, M.A., CVC, CVA*

Audience: V | Level: 1, 2, 3

The skin is affected locally by neural deficits that may be resolved by resetting

the animal's environmental stimuli—but when it comes to the nervous system, the effects of skin dysfunction are more global. This lecture will discuss the four-way intersection of dermatology, neurology, internal medicine, and nutrition. Participants will discover novel means to treat age-old issues found in animal patients, such as hot spots, flea allergy dermatitis, and hyperesthesia.

122 1:30 – 2:30 p.m.
Paralysis and Paraplegia in Canines Using Repeatable AO Adjustment Protocols

Amy M. Hayek, DVM, M.A., CVC, CVA

Audience: V | Level: 2

This lecture will explain the results of a nine-year study that used repeatable protocols to adjust the atlanto-occipital (AO) joints in paralyzed or paraplegic canines previously diagnosed with suspected disc herniation. The purpose of the study was to demonstrate that over a multi-doctor cohort, protocols could be set to allow for resolution of paraplegia or paralysis in canine patients without the expense of the MRI or surgery.

123 2:45 – 3:45 p.m.
Treatment for Hydrocephaly in Brachycephalic Breeds of Dogs

Amy M. Hayek, DVM, M.A., CVC, CVA

Audience: V, SS | Level: 2, 3

This session will review a case-controlled study of brachycephalic hydrocephaly in four dogs, the findings of which included environmental response to barometric pressure and a predictive value based on sacral development. It will also address the importance of the cerebrospinal fluid pump system within the spinal column.

124 4 – 5 p.m.
Growth and Quality Enhancement in Broiler Chickens

Amy M. Hayek, DVM, M.A., CVC, CVA

Audience: V | Level: 2, 3

This session will review a double-blind study focused on the benefits of chiropractic adjustment in day-old chicks. Attendees will learn how the evaluation of controls versus adjusted as performed by third-party individuals revealed significant vigor, quality of product, and economic benefits.

**PET ANIMAL
Dentistry**

125 8 – 9 a.m.
Tooth Resorption: Cliff's Notes to Get You through Clinical Practice

Mary Krakowski Volker, DVM, DAVDC

Audience: V, T | Level: 1, 2

This session will discuss in depth the disease process of tooth resorption, including correct nomenclature, radiographic appearance of tooth resorption, and proper treatment. Tooth resorption in both dogs and cats, including species differences in naming and treatment, will also be covered. The presenter will review case examples with radiographs and clinical images to clearly explain the diagnosis and treatment of tooth resorption.

126 9:15 – 10:15 a.m.
Periodontal Disease for Dummies

Mary Krakowski Volker, DVM, DAVDC

Audience: V, T, HS | Level: 1, 2

The most common disease affecting adult dogs and cats is periodontal disease. This lecture will explain the diagnosis and treatment of periodontal disease, including what veterinarians

need to know and what to do about it. The presenter will describe the diagnosis of periodontal disease via staging and explain a simplified approach to treatment. Case examples with photos and radiographs will be used to further clarify the stages of periodontal disease and suggested treatment plans.

127 10:30 – 11:30 a.m.
Not Your Everyday Canine Oral Disease

Mary Krakowski Volker, DVM, DAVDC

Audience: V, T | Level: 2, 3

This lecture will discuss unique canine oral disease in both common and uncommon presentations. The conditions of canine ulcerative stomatitis, pyogenic granulomas, autoimmune disease, unusual tumors, and others will be discussed. Each disease diagnosis and treatment will be explained alongside case clinical images and radiographs.

128 1:30 – 2:30 p.m.
Frustrating Feline Oral Pathology

Mary Krakowski Volker, DVM, DAVDC

Audience: V, T | Level: 1, 2

This session will discuss in depth the most common feline oral pathology, including periodontal disease, tooth resorption, stomatitis, squamous cell carcinoma, eosinophilic granuloma, trauma, and others. The presenter will provide thorough disease descriptions, offer diagnostic tips, and explain treatment and prevention, as well as new research in each topic.

129 2:45 – 3:45 p.m.
Pediatric Veterinary Dentistry

Mary Krakowski Volker, DVM, DAVDC

Audience: V, T, HS | Level: 1, 2

This lecture will discuss oral disease processes particular to the pediatric patient. The presenter will review persistent deciduous teeth, malocclusion,

fractured teeth, cleft lip and palate, hypodontia and oligodontia, impacted teeth, neoplasia, enamel dysplasia, and juvenile gingivitis and periodontitis. A discussion of diagnosis, treatment, and disease prevention will include representative clinical images. The lecture will emphasize normal versus abnormal oral findings of the pediatric patient.

130 **Absurd and Aberrant Feline Oral Disease**

Mary Krakowski Volker, DVM, DACVD

Audience: V, T | Level: 2, 3

Cats are unique creatures, and their oral pathology can be just as unique! This lecture will discuss the interesting presentation of feline oral diseases, including those affecting occlusion, neoplastic diseases, and pathology of canine teeth. Images and radiographs will be used to demonstrate and support each case example.

PET ANIMAL Dermatology

131 **Working Up the Itchy Cat: Ectoparasites and Skin Infections**

Valerie A. Fadok, DVM, Ph.D., DACVD

Audience: V, T, SS | Level: 1

Like dogs, cats develop itchy skin for a variety of reasons: Ectoparasites, infections, food allergies, and atopy, to name a few. Owners have several misconceptions about the role of ectoparasites as a cause of itch in cats, particularly with regard to fleas and indoor cats. Furthermore, *D. gato* as a cause of itch may be more common than we think. With regard to infections, we are learning that allergic cats do develop pyoderma and yeast infections, and that some

cats may, in fact, develop yeast hypersensitivity. This lecture will review how to work up the itchy cat, discuss itch-associated skin syndromes and considerations, and cover diagnosis and treatment of flare factors in cats.

132 **Feline Atopy: What Is It, and How Do We Treat It?**

Valerie A. Fadok, DVM, Ph.D., DACVD

Audience: V, T, SS | Level: 1

Do cats get atopy? Yes, they do! Cats with atopy have clinical syndromes very different from dogs with atopic dermatitis, including miliary dermatitis, overgrooming, eosinophilic granuloma complex, and head and neck pruritus. This session will explore current knowledge about atopic cats and how to diagnose and treat them. Food allergy as it relates to the workup will also be discussed.

133 **Atopic Dermatitis in Dogs, Part I: What Is It, and How Do We Diagnose It?**

Valerie A. Fadok, DVM, Ph.D., DACVD

Audience: V, T, SS | Level: 1

Atopic dermatitis is a very common skin disease in many breeds of dogs that is frustrating for owners because it is not curable. The first hour of this two-part lecture will review what is known about pathogenesis and how to diagnose the disease.

134 **Atopic Dermatitis in Dogs, Part II: Treatment and Client Education**

Valerie A. Fadok, DVM, Ph.D., DACVD

Audience: V, SS | Level: 2

Part two of this lecture will discuss effective treatment of canine atopic dermatitis and what information to

provide clients to reduce their frustration while strengthening the bond with their dogs.

135 **Skin Barrier Defects in Dogs: What Do We Know About Repair?**

Valerie A. Fadok, DVM, Ph.D., DACVD

Audience: V, T, SS | Level: 1

The skin barrier is the first defense against microbes, allergens, and irritants, and a defective skin barrier is an important component of atopic dermatitis in many breeds of dogs. It can be a primary problem, but it is often exacerbated by the cytokines produced during the allergic response. This session will discuss the evidence available for what causes barrier defects in dogs, clinical signs that suggest its presence, and possible strategies to repair it.

136 **Managing Pyoderma in the 21st Century**

Valerie A. Fadok, DVM, Ph.D., DACVD

Audience: V, T, SS | Level: 1, 2

We live in the age of methicillin resistance, and management of canine pyoderma has changed. This session will discuss how to diagnose and treat pyoderma in the 21st century, emphasizing the guidelines published by the International Society of Companion Animal Infectious Diseases and the World Association of Veterinary Dermatology. The presenter will also discuss the importance of topical therapy, including some new products that are showing good efficacy.

PET ANIMAL Neurology

137 8 – 9 a.m. Intervertebral Disc Disease in Dogs

Laurie Cook, DVM, DACVIM (Neurology)

Audience: V, T | Level: 2

This lecture will discuss the etiology of disc disease in dogs, including clinical presentations and diagnostic considerations. The lecturer will also review considerations for medical versus surgical management of these patients.

138 9:15 – 10:15 a.m. Chronic Paraparesis in Older Dogs

Laurie Cook, DVM, DACVIM (Neurology)

Audience: V, T | Level: 2

Using video case examples, this session will discuss neurologic causes of paresis in older dogs and how to differentiate them. The presenter will also discuss diagnostic considerations, treatment options, and prognosis.

139 10:30 – 11:30 a.m. Neurologic Manifestations of Systemic Illness

Laurie Cook, DVM, DACVIM (Neurology)

Audience: V, T | Level: 2

This session will provide case and video examples of systemic illnesses that may present with neurological signs. Etiology, how to diagnose these cases, treatment options, and prognosis will also be covered.

140 1:30 – 2:30 p.m. Hands-Off Neurology: Gait and Posture Hold the Keys

Sarah Moore, DVM, DACVIM (Neurology)

Audience: V, T | Level: 1

Assessment of gait and posture are two of the most essential parts of the

neurological examination—and they can be done without ever touching the patient. This session will review common gait and postural abnormalities, as well as the types of neurologic problems associated with them.

141 2:45 – 3:45 p.m. Once Seen, Never Forgotten: Interesting Cases in Medical Neurology

Sarah Moore, DVM, DACVIM (Neurology)

Audience: V, T | Level: 2

This session will review interesting neurologic presentations that can be diagnosed simply by pattern recognition.

142 4 – 5 p.m. The Difficult Epileptic: Beyond Adjusting Maintenance Meds

Sarah Moore, DVM, DACVIM (Neurology)

Audience: V, T | Level: 2

This session will focus on treating the veterinary patient with difficult-to-control seizures, including management options for cluster seizures and novel anticonvulsant therapies.

PET ANIMAL Radiology

143 8 – 9 a.m. Ultrasound Imaging of the Hepatobiliary System in Dogs and Cats

Lorrie Gaschen, DVM, Ph.D., Dr.med.vet, DECVDI

Audience: V | Level: 2

This lecture will use recent literature and case examples to provide an update on ultrasonography of hepatobiliary diseases in dogs and cats.

The sonographic features of hepatic parenchymal diseases (such as cholangitis, neoplastic, vacuolar hepatopathy, storage diseases, and degenerative

abnormalities) and hepatic and biliary emphysema will be addressed. Gall bladder mucoceles will be demonstrated and the recent literature on diagnosing rupture will be presented with case examples. The use of contrast enhanced ultrasound will also be explained, as well as differences between cats and dogs with biliary disease.

144 9:15 – 10:15 a.m. Ultrasonography of Small Intestinal Diseases in Dogs and Cats

Lorrie Gaschen, DVM, Ph.D., Dr.med.vet, DECVDI

Audience: V | Level: 3

This lecture will provide an overview of the sonographic features of the normal jejunum and extensive comparisons with histology in dogs and cats. Sonographic features of inflammatory, infectious, neoplastic, and idiopathic diseases of the jejunum will be demonstrated through case examples with correlation to histological images and a discussion on pathophysiology. Participants will gain a deeper understanding of the disease that affects each of the different wall layers of the jejunum and become more familiar with important sonographic features of each. The most up-to-date evidence-based literature for a number of small intestinal diseases will also be reviewed, alongside case examples.

145 10:30 – 11:30 a.m. Improve Your Cardiac Radiographic Interpretation in the Dog

Lorrie Gaschen, DVM, Ph.D., Dr.med.vet, DECVDI

Audience: V | Level: 2

This session will review how to diagnose heart disease radiographically and how to differentiate between

compensated and decompensated congestive heart failure. Considerations for breed differences—such as difficult-to-assess breeds like the English bulldog and specific signs of heart failure in the Doberman versus other breeds—will be covered. Cases will be used to demonstrate examples of both acquired and congenital disease.

146 1:30 – 2:30 p.m.
Diagnosing Intestinal Obstructions in Dogs and Cats
Lorrie Gaschen, DVM, Ph.D., Dr.med.vet, DECVDI

Audience: V | Level: 2

This session will review radiographic interpretive principles of the gastrointestinal tract in dogs and cats. Key take-home points will include the importance of the left versus right lateral radiograph, the use of abdominal spoon compression studies, the use of pneumocolon, and advice on when to wait and when to repeat radiographs to diagnose mechanical ileus. The session will include case examples of radiographic features of gastric outflow obstructions, including examples of intestinal patterns of partially impacted foreign material with advice on working with spoon compression. Challenging cases will be presented with radiographic outcomes based on different clinical approaches.

147 2:45 – 3:45 p.m.
The Coughing Dog: Improve Your Radiographic Expertise to Make the Diagnosis
Lorrie Gaschen, DVM, Ph.D., Dr.med.vet, DECVDI

Audience: V | Level: 2

This session will review the normal radiographic airway of the dog as well as tracheal and bronchial collapse patients. Numerous case examples

will show the importance of dynamic radiographic studies using standard x-ray equipment. Participants will learn how to diagnose bronchomalacia and bronchial collapse in dogs without tracheal collapse. Many case examples will compare normal radiographic airway features with those of chronic and end-stage disease.

148 4 – 5 p.m.
Radiographic Pulmonary Patterns and Their Challenges
Lorrie Gaschen, DVM, Ph.D., Dr.med.vet, DECVDI

Audience: V | Level: 2

Interpreting radiographic pulmonary patterns in dogs and cats is difficult. This case-based lecture will demonstrate important principles of assessing the lung radiographically and how to break down the features into airspace, airway, or interstitial. Challenging airspace and alveolar diseases will be demonstrated, with discussion about categorizing them into edema, hemorrhage, infection, or neoplasia. This session will focus on pattern diagnosis and action plans rather than lists of differential diagnoses.

PRACTICE MANAGEMENT I

149 8 – 9 a.m.
#Goals: The Top 2020 Trends for Veterinary Marketing
Danielle K. Lambert

Audience: V, T, HS, SS, BT | Level: 1

How do clients of all ages want to communicate in 2020? From updates to Facebook to new app options, this session will break down what veterinary professionals need to know about marketing today. Key trends will be discussed, as well as practical tips to

integrate marketing into daily protocols. Attendees will leave feeling ready to rock their marketing in the most modern way possible.

150 9:15 – 10:15 a.m.
Whoops, There It Is: The Biggest Mistake Managers Make When Marketing

Danielle K. Lambert

Audience: MO, HS | Level: 1

Stock photos? Bad emails? Newspaper ads? A lot of things can go wrong when it comes to marketing, but this session will tell you the biggest mistake you can make with your marketing strategy. Hint: It's not posting on Facebook at the wrong time. It's about how you involve your team!

151 10:30 – 11:30 a.m.
Real Talk: Why You're Getting Bad Reviews and What to Do About It

Danielle K. Lambert

Audience: V, T, MO, HS, SS, BT | Level: 1

Opening your email to find an alert about a one-star review is a bad feeling. Why do we really get bad reviews? This session will reveal the true source of negative feedback, share the secret recipe behind a good response to a bad review, and give attendees practical tips to stop bad reviews from happening. Participants will leave knowing how to disarm angry clients before they get to the keyboard!

152 1:30 – 2:30 p.m.
Slow Your Scroll: Getting Pet Owners to Pay Attention Online
Danielle K. Lambert

Audience: V, T, MO, HS, SS, BT | Level: 1

Ever post something on social media and get crickets, while pet content on other channels goes viral every single day? This session will focus on

the psychology behind what people actually want to see, ways to engage with them when it comes to marketing messaging (both on and offline), and how to make a post go viral. Attendees will even discover how to educate online in a way pet owners care about. No more wasting staff time creating posts people don't want to see!

153 2:45 – 3:45 p.m.
Instagram That Exam: Four Opportunities You're Missing
Danielle K. Lambert

Audience: V, T, MO, HS, SS, BT | Level: 1
 Instagram is growing fast, but are you really using the platform effectively as a business? In this session, the presenter will explain the four steps practices need to take to ensure they're leveraging Instagram to its full potential, including what to post and how to hashtag. Important security settings and professionalism will also be discussed. Attendees will walk out knowing how to rock stories, posts, and more!

154 4 – 5 p.m.
Keeping Up with the Vet-Dashians: Using Stories and Videos to Bond Online
Danielle K. Lambert

Audience: V, T, MO, HS, SS, BT | Level: 1
 Are you scared of being on video? It's not uncommon! Being on camera, however, is part of any modern social media presence. During this session, attendees will get comfortable with being themselves in quick videos for use on Facebook, Instagram, and Snapchat. The presenter will share tips on using video to educate and engage, so that participants can return to work and connect with pet owners online immediately.

PRACTICE MANAGEMENT II

155 8 – 9 a.m.
Catching Up with the Ohio Veterinary Medical Licensing Board

Cynthia D. Kidd, DVM and Kimberly A. Riker-Brown, DVM

Audience: V, T | Level: 1
 This session will update attendees on current licensing-related issues, including telemedicine and CBD oil, and review disciplinary cases as they impact veterinary medicine.

156–157 9:15 – 11:30 a.m.
Pharmacy Regulations
Ohio Board of Pharmacy and Drug Enforcement Administration

Audience: V, T | Level: 1, 2
 This session will cover the latest Ohio Board of Pharmacy laws and regulations impacting the practice of veterinary medicine.

158 1:30 – 2:30 p.m.
Infectious and Drug Waste Disposal in Ohio
Ohio Environmental Protection Agency

Audience: V, T | Level: 1, 2
 This session will cover recent changes to laws impacting the disposal of infectious waste and pharmaceuticals.

159 2:45 – 3:45 p.m.
Radiology Equipment
Ohio Department of Health

Audience: V, T | Level: 1, 2
 This session will update attendees on Ohio laws impacting the use of radiology equipment in veterinary medicine.

160 4 – 5 p.m.
Top 10 Regulatory Questions
Jack R. Advent, CAE

Audience: V, T, MO | Level: 1, 2, 3
 Every day, the Ohio Veterinary Medical Association office fields questions from veterinary practices on a range of regulatory topics, from sales tax to CBD oil to sharps disposal. This presentation will answer the most frequently asked questions, with a focus on Ohio-specific regulations.

PUBLIC HEALTH

161 8 – 9 a.m.
Worker Health Runs "Afowl": A Psittacosis Outbreak at Chicken Slaughter Plants
Christine M. Szablewski, DVM, MPH

Audience: V | Level: 1
 In the fall of 2018, state public health officials in Virginia and Georgia detected an outbreak of severe respiratory illness in poultry slaughter plant workers. The ensuing investigation discovered a surprising source, the likes of which hadn't been seen in 30 years: Psittacosis! This session will discuss the resulting One Health response involving multiple local, state, and federal agencies.

162–163 9:15 – 11:30 a.m.
Elephants, Seals, Chickens, and More: One Health and the CDC EIS Veterinarian
John D. Gibbins, DVM, MPH

Audience: V, T | Level: 2
 This two-part session will discuss the Centers for Disease Control and Prevention (CDC) Epidemic Intelligence Service (EIS) program. Attendees will get a brief history of the program; learn about veterinary contributions to the EIS program at the local, state, national, and

international levels; and find out how the fellowship prepares EIS officers for careers in public health. The presenter will share examples of past investigations in which veterinarians played crucial roles, including tuberculosis and elephants; zoonotic disease seroprevalence in marine mammal workers; and ergonomic, infectious, and chemical risks to poultry processing employees. The session will close with a discussion of career paths and accomplishments of veterinarians after EIS.

164 1:30 – 2:30 p.m.
Hot Topics: Federal Government

John D. Gibbins, DVM, MPH and Susan M. Skorupski, M.S., DVM

Audience: V, T, HS, SS | Level: 1, 2

The first half of this session will discuss hot topics that face veterinarians who serve in the uniformed services (specifically, the Army, Air Force, and United States Public Health Service). The session will include a brief history of each service, as well as explanation of the many roles these veterinarians play and the challenges they face today and in the future. In the second half, attendees will hear updates on USDA APHIS Veterinary Services programs, projects, and policies. Disease outbreaks, One Health activities, and other timely issues will be discussed as well.

165 2:45 – 3:45 p.m.
Hot Topics: Ohio Department of Health

Amber Singh, DVM, MPH; Leeann C. Garrett, B.A., LATg; and Kimberly D. Machesky, MPH

Audience: V, T, HS, SS | Level: 1

The first half of this lecture will discuss human cases of reportable zoonotic and vector-borne diseases that occurred in 2019, as well as surveillance of

mosquitoes and animal rabies in Ohio. The second part will provide an update on activities and trends monitored by the Ohio Department of Health's Zoonotic Disease Program.

166 4 – 5 p.m.
Hot Topics: Ohio Department of Agriculture

Tony M. Forshey, DVM and Dennis Summers, DVM

Audience: V, T, HS, SS | Level: 1

This presentation will provide updates from the Ohio Department of Agriculture in the past year.

SHELTER ANIMAL I
Humane Agent Training

167–168 8 – 10:15 a.m.
Ohio Animal Cruelty and Neglect Laws in 2020

J. Jeffrey Holland, Esq.

Audience: V, SS | Level: 1

Law enforcement, veterinarians, and animal advocates will all benefit from a clear understanding of animal cruelty and neglect criminal law. This two-part session will discuss how to collect evidence, report findings, and testify in court. Audience participation will be welcome.

169–170 10:30 – 11:30; 1:30 – 2:30
Making the Case: CSI and Veterinary Forensics in Animal Cruelty Cases

Melinda D. Merck, DVM

Audience: V, T, SS | Level: 1, 2, 3

This two-hour lecture will cover key steps for humane agents and investigators responding to an animal cruelty case. Topics will include crime scene analysis, evidence recognition, forensic testing, blood stain pattern analysis, and the use of thermal imaging. Findings and available

supportive diagnostic testing in the most common types of cruelty cases will be presented, along with critical documentation and actions by first responders. Attendees will be given resources for forensic testing and further training. Cases highlighting the use of forensics and working with veterinarians will be presented throughout session.

171 2:45 – 3:45 p.m.
Medical Triage in the Field: How to Know What's Urgent

Emily Walz, DVM, DACVPM

Audience: SS | Level: 1, 2

This session will discuss what an agent should assess when animals with medical concerns are encountered in the field. Topics to be covered include the differences between urgent versus exigent concerns, reasonable timeframes for seeking veterinary treatment, and communicating medical information from the field to veterinarians or to the shelter. The lecture will also include an introduction to triage in large-scale seizures.

IF YOU WORK AT AN ANIMAL SHELTER, WE WANT TO SEND YOU TO THE MVC FOR FREE.

Most shelters work hard to stretch limited funds to care for as many animals as possible—and little is left over for anything else, including education. Through support from the Ohio Animal Health Foundation, the MVC is able to offer scholarships to help offset these costs so shelter workers can gain valuable training.

Learn more on page 83 and apply online at www.mvcinfo.org/shelter by Dec. 20.

172 **Overcoming Barriers to Legal Compliance**

4 - 5 p.m.

Jessica L. Scott and Emily Walz, DVM, DACVPM

Audience: SS | Level: 1, 2

Not every investigation ends in court. This session will discuss common scenarios humane agents encounter in the field and ways an agent may be able to resolve an issue by screening for hidden barriers to improved animal welfare. The session will include tips to improve working across languages, cultures, socioeconomic conditions, and identifying links to other community resources.

SHELTER ANIMAL II *Exotics in Shelters*

173 **Care of Reptiles and Amphibians in Animal Shelters**

8 - 9 a.m.

Speaker TBA

Audience: V, SS | Level: 1

This session will explore the maintenance of health and welfare of reptiles and amphibians commonly housed in and adopted from shelters. Housing, enrichment, handling, preventive medicine, and common illnesses will be discussed.

174-175 **Care of Birds in Animal Shelters**

9:15 - 11:30 a.m.

Speaker TBA

Audience: V, SS | Level: 1

This two-part session will explore the maintenance of avian health and welfare for species commonly housed in and adopted from shelters. Housing, enrichment, handling, preventive medicine, and common illnesses will be discussed.

176 **Humane Euthanasia of Non-Traditional Species**

1:30 - 2:30 p.m.

Speaker TBA

Audience: V, T | Level: 2

Even shelters that do not typically house birds, snakes, or small mammals may be called upon to euthanize an animal in distress. This session will discuss species-appropriate methods of restraint, euthanasia, and verification of death.

177-178 **Care of Small Mammals in Animal Shelters**

2:45 - 5 p.m.

Speaker TBA

Audience: V, SS | Level: 1

This two-part session will explore the maintenance of health and welfare for small mammals commonly housed in and adopted from shelters. Housing, enrichment, handling, preventive medicine, and common illnesses will be discussed.

TECHNICIAN I

179 **The Veterinary Technician's Role in the Colic Workup**

8 - 9 a.m.

Molly J. Cripe Birt, B.S., RVT, VTS-EVN

Audience: T | Level: 1, 2, 3

Technicians are vital to the veterinary team as they work to investigate and analyze the cause for the equine patient's colic. For technicians to fully participate, they need a basic understanding of the equine abdominal anatomy, physiology, and causes of colic. They must be able to recognize signs through observation of behaviors and put together information from the history, physical examination, and

diagnostic test results. Technicians utilize a variety of skills and knowledge to contribute to a positive outcome of these cases. This session will explore the anatomy and physiology of the equine abdomen, the classifications of colic with a brief review of pathophysiology, and the correct approach to colic cases.

180 **Caring for the Critical Post-Operative Equine Laparotomy Patient**

9:15 - 10:15 a.m.

Molly J. Cripe Birt, B.S., RVT, VTS-EVN

Audience: T | Level: 1, 2, 3

The rate of successful outcomes in equine patients recovering from an exploratory laparotomy is due in part to the advancement of post-operative nursing care. Technicians can apply their knowledge of the acute equine abdomen and implement basic to advanced technical skills in the treatment of these post-operative cases. This presentation will review a variety of surgical lesions in the equine abdomen, including strangulating and non-strangulating lesions in the gastrointestinal tract. The presenter will also discuss common treatment plans used in these critical care situations as well as the basic and advanced technical skills required of technicians who care for these patients.

181 **A Tale of Three Colics: Case Reports Exploring Abdominal Pain in Horses**

10:30 - 11:30 a.m.

Molly J. Cripe Birt, B.S., RVT, VTS-EVN

Audience: T | Level: 1, 2, 3

As a continuation of the previous lectures, this session will review three in-depth case reports involving a horse presenting to a referral hospital with

acute abdominal pain arising from different causes. Participants will receive the history and physical examination results of the patients and work through the subsequent information and treatment plan with the presenter. Using information from the previous lectures and their own experiences, attendees will explore technical skills, drug uses, biosecurity protocols, and clinical pathology to reach the conclusion of the case.

182-183 1:30 – 3:45 p.m.
Oh, Baby, Baby! Understanding and Handling the Equine Neonate

Molly J. Cripe Birt, B.S., RVT, VTS-EVN

Audience: T | Level: 1, 2, 3

The equine neonate should never be considered a small horse. Due to variances in their physiology, the technician must have a comprehensive understanding of the neonatal patient's structure. The first hour of this lecture will review the characteristic physiology in the equine neonate and discuss the ways in which this affects handling, restraint, and the physical examination. The second half of this session will introduce attendees to the critical equine neonate. Discussion will focus on the management of hypoxic ischemic encephalopathy (or dummy foal syndrome), failure of passive transfer, and sepsis. The speaker will also cover diagnostic procedures, basic to advanced technical skills, and working within the neonatal intensive care unit.

184 4– 5 p.m.
Case Reports of Wound Management in Young Foals

Molly J. Cripe Birt, B.S., RVT, VTS-EVN

Audience: T | Level: 1, 2

This session will review techniques for managing acute and chronic wound

healing—including bandaging, surgical grafting, and newer therapies—and apply the information to two cases of young foals. The first case involves a neonatal foal's wound management in addition to several problems that developed unrelated to her 40-plus days in the hospital. The second case involves a 3-month-old colt presenting with congenital melanoma extending from his withers to right carpus and the surgical techniques and complications management related to treatment.

TECHNICIAN II

185 8 – 9 a.m.
The Role of Imaging in Staging the Oncology Patient

Eric M. Green, DVM, DACVR (Radiology & Radiation Oncology)

Audience: V, T | Level: 1

Imaging plays an integral role in the staging of the oncology patient. This session will review the principles of staging a patient with cancer and how to utilize all imaging modalities in this process.

186 9:15 – 10:15 a.m.
Principles and Applications of Radiation Therapy

Eric M. Green, DVM, DACVR (Radiology & Radiation Oncology)

Audience: V, T | Level: 1

Radiation therapy is an integral part in the management of patients with cancer. This session will review the principles of radiation therapy, describe the different techniques of radiation delivery, and discuss radiation protocols and the rationale for their use.

187 10:30 – 11:30 a.m.
Radiation Therapy Side Effects
Eric M. Green, DVM, DACVR (Radiology & Radiation Oncology)

Audience: V, T | Level: 1

When radiation therapy is used to treat cancer, side effects to normal tissues are a common occurrence in patients. This session will review both acute and chronic side effects of radiation therapy, discuss how and why they occur, and describe the principles of their management.

188 1:30 – 2:30 p.m.
Your Pet Ate What? History Taking and Telephone Triage
Tina Wismer, DVM, M.S., DABVT, DABT

Audience: T, MO, HS | Level: 1

This session will explore what questions to ask a panicked owner in person or over the phone to get the best history. Attendees will learn which patients should come to the clinic immediately and which can be monitored at home.

189 2:45 – 3:45 p.m.
Myths and Misconceptions in Toxicology

Tina Wismer, DVM, M.S., DABVT, DABT

Audience: T | Level: 1

The internet is an amazing place to get both good and bad information. This session will discuss common myths in veterinary toxicology and explain why cats and dogs are not just small fuzzy people.

190 4 - 5 p.m.

Mind-Altering Drugs: THC and Beyond

Tina Wismer, DVM, M.S., DABVT, DABT

Audience: T | Level: 2

This session will discuss clinical signs associated with THC, CBD, synthetic cannabinoids, and other street drugs. Which ones can be deadly? Attend this session to find out.

The Ohio Veterinary Medical Association is pleased to provide a comprehensive educational program at the Midwest Veterinary Conference. However, please be aware that OVMA does not endorse and cannot be responsible for speakers' content.

HANDS-ON LABS

A

1 - 5 p.m.

Equine Lameness: Intra-Articular Injection and Perineural Blocks

Matthew T. Brokken, DVM, DACVS and Jonathan A. Yardley, DVM

Audience: V | Level: 1, 2 | CE: 4 hours Max capacity: 20 | Pre-Req: Basic surgery skills | Fee: \$175

Perineural and intra-articular anesthesia are often used to isolate the location of lameness in horses. Arthrocentesis of synovial structures is also commonly performed when wounds have occurred near joints and tendon sheaths. This wet lab will demonstrate the use of intra-articular and perineural blocks using cadaver limbs. Common and alternative approaches to collect synovial fluid and block joints will be reviewed. Participants will be able to practice performing navicular bursa injections under radiographic guidance and ultrasound guided injection of joints. Beginner-level participants will learn injections on coffin joints and hocks. Intermediate-level participants will learn injections on navicular bursa, sacro-iliac joints, and pastern.

“Want the skinny on my hyperthyroidism? It’s hiding my loss of kidney function.”

Voice of the patient:
IDEXX SDMA® Test

Only available from IDEXX Reference Laboratories and on Catalyst One® and Catalyst Dx® chemistry analyzers.

© 2019 IDEXX Laboratories, Inc. All rights reserved. * All ®/TM marks are owned by IDEXX Laboratories, Inc. or its affiliates in the United States and/or other countries. The IDEXX Privacy Policy is available at idexx.com.

Diagnostics give your patients a voice. **IDEXX-exclusive innovation expands their vocabulary.**



ANIMAL ABUSE

200-201 8 - 10:15 a.m.

Defining Animal Cruelty and the Role of the Veterinary Professional*Diane Balkin, J.D.*

Audience: V, T, HS, SS | Level: 1, 2

There is a direct correlation between violence toward animals and violence toward humans—most often in the areas of domestic violence, child abuse, and elder abuse. The public is increasingly aware of crimes against animals that have brought the veterinary professional's role into the spotlight. This two-part lecture will review animal cruelty and veterinary reporting laws, trends in legislation, and pitfalls to avoid when making a report. The speaker will dispel common myths about reporting, provide guidelines indicating when and how to report, and explain what should be included to supplement medical findings and evidence collection.

202-203 10:30 - 11:30; 1:30 - 2:30

Key Indicators and Reporting Protocols*Melinda D. Merck, DVM*

Audience: V, T, MO, HS, SS, HA | Level: 1, 2

This two-part lecture will discuss suspicious indicators of animal cruelty and key steps for the veterinary team. Clues to help determine whether an injury is accidental versus non-accidental (i.e., cruelty) will be presented, along with considerations and actions to take when reporting suspected abuse. Development of a standard operating procedure to guide how staff members handle potential cases of abuse, including managing risk within the hospital setting, will also be explained. Video examples will be

shown to demonstrate how to communicate and interact with clients in commonly encountered scenarios. Evidence collection and forensic testing will also be presented to illustrate the importance of proper documentation in legal cases.

204 2:45 - 3:45 p.m.

Demystifying What Happens After an Animal Abuse Report is Filed*Emily Walz, DVM, DACVPM*

Audience: V, T | Level: 1

What happens after a veterinarian reports abuse or neglect? This session will discuss the stakeholders who review and investigate reports of animal cruelty, including how these individuals follow up on an animal cruelty report and potential outcomes of the investigation. Examples of investigative tools and legal statutes used in determining animal welfare will also be provided.

205 4 - 5 p.m.

What Happens Before, During, and After a Criminal Trial?*Diane Balkin, J.D.*

Audience: V, T, HS, SS | Level: 1, 2

Often the only voice for animals, veterinary professionals play an essential role in animal cruelty investigations, starting with reporting abuse cases to authorities. But what happens after a report is investigated? Are charges always filed? This presentation will explain what happens leading up to, during, and after a criminal animal cruelty trial. Topics to be covered include preparing for courtroom testimony, evaluating the strengths and weaknesses of a case, how to anticipate what the opposition will present, common case resolutions, and sentencing.

ANIMAL BEHAVIOR I

206 8 - 9 a.m.

The Ins and Outs of Canine Elimination Problems*M. Leanne Lilly, DVM*

Audience: V, BT | Level: 1

Elimination problems pose a serious risk to the human-animal bond. This case-based session will discuss the process of correcting these problems from start to finish.

207 9:15 - 10:15 a.m.

Irritable Bowel Syndrome: Beyond Metronidazole*M. Leanne Lilly, DVM*

Audience: V | Level: 2

Practitioners can prevent abdominal and psychological distress from irritable bowel syndrome (IBS) through diligent antibiotic stewardship, including (but not limited to) the use of metronidazole. This lecture will discuss the diagnosis of and acute and chronic management options for IBS in dogs.

208 10:30 - 11:30 a.m.

Chewing, Chomping, and Licking: Diagnosis and Treatment of Excessive Oral Behaviors*M. Leanne Lilly, DVM*

Audience: V | Level: 2

Some chewing and licking is normal, but a lot is not! Is it behavioral? Is it the GI? This lecture will discuss the causes and management of excessive oral behaviors in cats and dogs.

209 1:30 - 2:30 p.m.

Behavioral Euthanasia: Considerations for When and How*M. Leanne Lilly, DVM*

Audience: V | Level: 2

Behavior problems are still a top cause of euthanasia in pets, especially for

those under age 3. This lecture will discuss how to determine when euthanasia is an appropriate option and when to broach the subject with clients. The presenter will review the mechanics involved in making a challenging situation as safe and smooth as possible once the decision to euthanize has been made.

210 2:45 – 3:45 p.m.
Enrichment in Canine Patients with Behavior and Medical Comorbidities

M. Leanne Lilly, DVM

Audience: V, T, SS, BT | Level: 1

Crate rest? Reactive dog? This session will discuss enrichment basics, science, and ways to meet physical and mental exercise needs when a dog can't or shouldn't go for a walk.

211 4 – 5 p.m.
The Best-Laid Plans: When The Patient Hates Your Treatment Protocol

M. Leanne Lilly, DVM

Audience: V, T, SS, BT | Level: 1

This session will discuss solutions to common treatment protocols that many pets find stressful, such as taking pills, spraying for dermatitis, and cleaning ears, among others.

ANIMAL BEHAVIOR II

212 8 – 9 a.m.
Aggression in Dogs, Part I: Understanding the Problem and Minimizing Risks

Emma K. Grigg, M.A., Ph.D., CAAB

Audience: V, T, HS, SS, BT | Level: 1, 2

This session will review the most common causes of aggression in dogs, with a focus on prevention. The presenter

will cover how to help clients minimize the risk of aggression in their dogs, the importance of accurately reading body language, and how clients can minimize risk of harm to all members of the household if their dogs show signs of aggression.

213 9:15 – 10:15 a.m.
Aggression in Dogs, Part II: What to Say, What to Do

Emma K. Grigg, M.A., Ph.D., CAAB

Audience: V, T, SS, BT | Level: 1, 2

This session will discuss proper handling of problem aggression in dogs, emphasizing safety as the top priority. The presenter will share practical suggestions for staying safe, along with typical treatment protocols for canine aggression, the importance (and limitations) of management, and the effectiveness of medications. The session will also touch briefly on how to proceed in cases of serious high-risk aggression.

214 10:30 – 11:30 a.m.
Addressing Behavior Issues: When to Treat and When to Refer

Emma K. Grigg, M.A., Ph.D., CAAB

Audience: V, T, SS, BT | Level: 1, 2

Not sure how to proceed when faced with companion animal behavior issues? This session will provide attendees with tips for initiating conversations with clients about pet behavior issues, recommendations for how pet owners can avoid future behavior problems, a flexible behavioral treatment plan template, and suggestions on when to refer a client to a behavior specialist.

215 1:30 – 2:30 p.m.
Difficult Conversations: Helping Clients Address Severe Pet Behavior Problems

Emma K. Grigg, M.A., Ph.D., CAAB

Audience: V, T, SS, BT | Level: 1, 2, 3

This session will focus on helping clients who are facing severe behavior problems in their pets while considering the welfare of the patient. Issues to be covered will include risks, stress levels, quality of life for both client and patient, social attitudes, potential consequences, empathy, worst-case scenarios, and when to discuss euthanasia.

216 2:45 – 3:45 p.m.
The Science Behind a Happy Dog: Giving Companion Dogs the Best Quality of Life

Emma K. Grigg, M.A., Ph.D., CAAB

Audience: V, T, SS, BT | Level: 1, 2, 3

As veterinary professionals, how can we be sure that the dogs we work with are living the best life possible? Recent advances in our understanding of canine cognition, health, and behavior provide us with a wealth of new information to use in achieving this goal. In this session, we will review some of this new material and discuss practical tips to share with your clients or apply to your own work with dogs.

217 4 – 5 p.m.
Aging Pets: Maintaining the Best Quality of Life for Patient and Client

Emma K. Grigg, M.A., Ph.D., CAAB

Audience: V, T, SS, BT | Level: 1, 2

This session will summarize practical recommendations for monitoring and maintaining quality of life for aging pets, including assessing cognitive function as pets age, hospice, and end-of-life care. The speaker will also touch

on how to help clients make difficult decisions and answering the question every pet owner faces: “How do I know when it’s time?”

EQUINE

218 8 – 9 a.m. Cervical, Vaginal, and Perineal Problems

Patrick M. McCue, DVM, Ph.D., DACT

Audience: V | Level: 2

This lecture will describe diagnostic and therapeutic procedures for cervical, vaginal, and perineal abnormalities in the mare.

219 9:15 – 10:15 a.m. Early Pregnancy Problems

Patrick M. McCue, DVM, Ph.D., DACT

Audience: V | Level: 2

This lecture will review various issues of early pregnancy in the mare and describe diagnostic and therapeutic procedures for managing problems of early pregnancy.

220 10:30 – 11:30 a.m. Clinical Cases in Mares and Stallions

Patrick M. McCue, DVM, Ph.D., DACT

Audience: V | Level: 2

This lecture will present challenging clinical cases in pregnant, non-pregnant, and post-partum mares and stallions.

221 1:30 – 2:30 p.m. Assessment of the Neonate

Michelle Coleman, DVM, Ph.D., DACVIM

Audience: V | Level: 1

This session will provide a comprehensive review of important considerations when assessing neonatal foals in the field.

222 2:45 – 3:45 p.m. The (A)cute Abdomen: Colic in Foals

Michelle Coleman, DVM, Ph.D., DACVIM

Audience: V | Level: 2

Assessment, diagnosis, and management of colic in foals is fraught with limitations and challenges. This session will review important aspects of evaluation and management of colicky foals from birth to six months.

223 4 – 5 p.m. Rhodococcus equi Pneumonia: Challenges with Treatment

Michelle Coleman, DVM, Ph.D., DACVIM

Audience: V | Level: 12

Management of foals with *Rhodococcus equi* pneumonia has evolved over the past several years as a result of new screening practices, increased antimicrobial resistance, and limited antimicrobial options. This session will discuss current recommendations with regard to these challenges and obstacles.

FOOD ANIMAL

224 8 – 9 a.m. Small Flock Poultry: Top Diseases You Need to Know

Geoffrey Lossie, DVM, M.S., DACPV

Audience: V, T | Level: 1, 2

Have you been asked to see or are you already seeing poultry clients in your practice? Regardless of experience level, this session will inform the practicing veterinarian and support staff on the most common and impactful diseases in backyard and small poultry flocks. The presenter will discuss clinical signs, gross necropsy lesions, and the most up-to-date diagnostics for Marek’s disease, coccidiosis, external parasites, histomoniasis, *Mycoplasma*

gallisepticum, bumble foot, and more. This session is perfect for those interested in expanding their clientele and providing valuable services to a traditionally underserved population of animals and pet owners.

225 9:15 – 10:15 a.m. Gastrointestinal Diseases of Swine

Andrew S. Bowman, M.S., DVM, Ph.D., DACVPM

Audience: V | Level: 1

The session will cover common infectious causes of diarrhea in swine. The lecture will help participants to diagnose the most likely cause of gastrointestinal disease based on gross lesions and clinical signs. The session will also cover treatment options and summarize the common prevention and control strategies for each pathogen.

226 10:30 – 11:30 a.m. Respiratory Diseases of Swine

Andrew S. Bowman, M.S., DVM, Ph.D., DACVPM

Audience: V | Level: 1

The session will cover common infectious causes of respiratory disease in swine. Participants will learn how to diagnose the most likely cause of respiratory disease based on gross lesions and clinical signs. Treatment options, prevention, and control strategies for each pathogen will also be summarized.

227 1:30 – 2:30 p.m. Foreign Animal Diseases, Part I: Hoofbeats on the Covered Bridge

Corrie C. Brown, DVM, Ph.D., DACVP

Audience: V | Level: 2, 3

The introduction of a foreign animal disease (FAD)—or what the rest of the world calls a transboundary animal disease—into our country would devastate our animal industries and create

havoc and much pain for the veterinary profession. An old saying states that there are two ways to become famous when a FAD enters your area: Recognize and sound the alert to become famous, or ignore it so that it spreads far and wide and become infamous. Because FADs can mimic more familiar diseases, this session will discuss the nuances of presentation you need to understand if you want to be famous, not infamous! The presenter will review some of the nastier FADs, including the ever-present gorilla in the room: Foot-and-mouth disease.

228 2:45 – 3:45 p.m.

Foreign Animal Diseases, Part II: Ham and Eggs? Maybe Not!

Corrie C. Brown, DVM, Ph.D., DACVP

Audience: V | Level: 2, 3

This session will focus on two FADs of special concern in recent times: Newcastle disease and African swine fever. Newcastle disease surfaced in California in 2018 and defied control for many months. The original suspicion arose when a small animal practitioner examining a suburban backyard bird sounded the alarm. Thank goodness for awareness! African swine fever surfaced in China in 2018 and has all but destroyed the swine industry there. Prior to this outbreak, China hosted half the world's pigs and was the world's largest consumer of pork products. Loss of this industry has reverberating global economic and trade implications.

229 4 – 5 p.m.

Foreign Animal Diseases, Part III: With a Whinny

Corrie C. Brown, DVM, Ph.D., DACVP

Audience: V | Level: 2, 3

When discussing FADs, our equine friends are often overlooked. However,

several diseases of great concern could be introduced. The presenter will review the clinicopathologic presentation, risk of introduction, and potential consequences of African horse sickness, glanders, epizootic lymphangitis, surra, Hendra, and Venezuelan equine encephalitis.

230 5:15 – 6:15 p.m.

African Swine Fever

Tony M. Forshey, DVM

Audience: V, T | Level: 1, 2

African swine fever (ASF) represents a serious concern to our nation's veterinarians and pork producers. A viral disease with a high mortality rate coupled with biosecurity challenges makes ASF a serious concern. Knowledge of presenting signs and protocols for containment are essential for veterinarians in food animal production and mixed animal practice to be aware of. This session will discuss what practitioners need to know should ASF ever appear in the U.S.

HOLISTIC & INTEGRATIVE MEDICINE

231 8 – 9 a.m.

Moving Veterinary Medicine from Basics to Beyond

Mitsie Vargas, DVM, M.S., CVA, FAAVA

Audience: V | Level: 1

This session will provide an introduction to basic Traditional Chinese Veterinary Medicine (TCVM) concepts and history, as well as how to integrate this modality into your practice.

232 9:15 – 10:15 a.m.

How to Approach a Clinical Case Using TCVM

Mitsie Vargas, DVM, M.S., CVA, FAAVA

Audience: V | Level: 1

This session will review the basic steps of a TCVM examination, diagnosis, and treatment options.

233 10:30 – 11:30 a.m.

Treating Skin Cases Using TCVM

Mitsie Vargas, DVM, M.S., CVA, FAAVA

Audience: V | Level: 2

This session will provide a basic overview of dermatological patterns, including how to diagnose and treat using the four pillars of TCVM.

234 1:30 – 2:30 p.m.

Treating Liver Disorders Using TCVM

Mitsie Vargas, DVM, M.S., CVA, FAAVA

Audience: V | Level: 2

This session will review hepatic TCVM patterns, including which acupuncture points and herbals are successful in reversing liver issues.

235 2:45 – 3:45 p.m.

TCVM Approach to Cancer

Mitsie Vargas, DVM, M.S., CVA, FAAVA

Audience: V | Level: 2

This lecture will explore treating cancer using a TCVM approach. The speaker will discuss the patterns associated with cancer, the best acupoints to use, and basic herbal formulas used to treat cancer patients. Examples of clinical cases will enrich the presentation.

236 4 – 5 p.m.

How to Make TCVM Profitable

Mitsie Vargas, DVM, M.S., CVA, FAAVA

Audience: V | Level: 2

This session will discuss incorporating acupuncture treatment into Western veterinary practice. The presenter will

provide a common-sense overview of requirements for running a successful integrative practice and how to earn the return on investment for learning acupuncture.

NATIONAL VETERINARY ACCREDITATION PROGRAM

237 8 – 9 a.m.

Module 3: Overview of Foreign Animal, Program, and Reportable Diseases

Jamie L. Davis, DVM, M.S.

Audience: V | Level: 1, 2, 3

This session will define foreign animal diseases (FADs), USDA program diseases, and reportable diseases. Information about safeguarding against foreign diseases from entering the U.S., reporting diseases, and steps to take in a FAD investigation will be discussed. Attendees will be provided with a list of diseases that are applicable to both Category I and Category II accredited veterinarians, as well as other training and educational resources to stay informed about these diseases.

238 9:15 – 10:15 a.m.

Module 4: Preventing Disease Introduction and Spread

Steven R. Wilden, DVM

Audience: V | Level: 1, 2, 3

This session will review disease prevention practices to limit exposure in animals and people, including how to select appropriate personal protective equipment. Proper implementation of cleaning protocols and selection of effective disinfectants to prevent disease spread will also be discussed. Finally,

biosecurity practices for both veterinary clinics and livestock facilities will be covered.

239 10:30 – 11:30 a.m.

Module 9: Interstate and International Health Certificates for Category I Animals

Karen Grube, DVM

Audience: V | Level: 1, 2, 3

This session will highlight the importance of health certificates for traveling pets and discuss the potential for disease spread associated with travel. The planning steps and regulatory resources for properly completing a companion animal health certificate will be presented through a variety of interactive animations and a scenario. Because errors can lead to travel delays or entry refusals, the presenter will highlight mistakes commonly made when completing health certificates to help minimize these problems in real-life situations.

240 1:30 – 2:30 p.m.

Module 12: Animal Disease Traceability

Roberta L. White, AHT/AIC

Audience: V | Level: 1, 2, 3

This session will review the USDA Animal Disease Traceability (ADT) Program regulations, including official identification devices and methods, required documentation for interstate movement of livestock, and relevant responsibilities of accredited veterinarians. The lecture will conclude with a scenario involving cattle movement to emphasize the most important aspects of ADT. Several handouts will be provided for future reference.

241 2:45 – 3:45 p.m.

Module 19: Animal Health Emergency Response

Susan M. Skorupski, M.S., DVM

Audience: V | Level: 1, 2, 3

In this session, veterinarians will learn how they can play a role in an animal health emergency response. Various response teams—including the National Animal Health Emergency Response Corps (NAHERC), Veterinary Medical Assistance Teams (VMAT), National Veterinary Response Team (NVRT), and state response—will be compared and contrasted. Understanding the structure of a response and how it is coordinated is key to its success; thus the various components related to the National Incident Management System (NIMS), Incident Command System (ICS), National Response Framework (NRF), and the Emergency Support Function (ESF) will be reviewed. Finally, the components of Foreign Animal Disease Preparedness and Response Plan/National Animal Health Emergency Management System (FAD PRRep/NAHEMS) Guidelines will be described so veterinarians can comprehend what types of duties they will perform in an actual event.

242 4 – 5p.m.

Module 24: Collecting and Shipping Diagnostic Samples

Roger A. Krogwold, DVM, M.S., MPH, DACVPM

Audience: V | Level: 1, 2, 3

This session will provide information on collection techniques for diagnostic samples and the necessary steps for labeling, packaging, and shipping diagnostic samples from any animal species. It will also emphasize occasions when collecting samples is not appropriate, as in the case of suspected

FADs. Lastly, this module will address regulations related to shipping samples to veterinary diagnostic laboratories.

PET ANIMAL Anesthesia & Pain Management

243 8 – 9 a.m. The Opioid Shortage: What Do I Do for My Patients Now?

Nora S. Matthews DVM, DACVA

Audience: V, T | Level: 2

This session will review practical tips on providing analgesia to minimize the need for opioids in the peri-anesthetic period.

244 9:15 – 10:15 a.m. Local and Regional Blocks to Use with General Anesthesia

Nora S. Matthews DVM, DACVA

Audience: V, T | Level: 2

This session will review how to perform some of the most common blocks, what drugs to use, and what to expect when using them.

245 10:30 – 11:30 a.m. Update on Inhalant Anesthesia

Nora S. Matthews DVM, DACVA

Audience: V, T | Level: 2

Will isoflurane go away? This session will review other available inhalants and possible uses for them.

246 1:30 – 2:30 p.m. Individualized Anesthesia

Nora S. Matthews DVM, DACVA

Audience: V, T | Level: 2

This session will discuss customizing the anesthesia protocol for problematic patients without completely changing them.

247 2:45 – 3:45 p.m. Anesthesia for Geriatric Patients

Nora S. Matthews DVM, DACVA

Audience: V, T | Level: 2

This session will discuss physiological differences in geriatric patients and how to alter drugs, dosages, and support measures to compensate for them.

248 4 – 5 p.m. Risk Factors for Anesthetic Mortality

Nora S. Matthews DVM, DACVA

Audience: V, T | Level: 2

This lecture will review the risk factors for anesthetic mortality and how recognizing those factors can help minimize mortality.

PET ANIMAL Clinical Toxicology

249 8 – 9 a.m. Decontamination: The Old and The New

Tina Wismer, DVM, M.S., DABVT, DABT

Audience: V | Level: 1

This session will review when and what types of toxicants to use emesis, activated charcoal, intralipids, and cholestyramine.

250 9:15 – 10:15 a.m. Urine or You're Out: Renal Toxins

Tina Wismer, DVM, M.S., DABVT, DABT

Audience: V | Level: 1

Many toxins affect the kidneys. This session will discuss the most common ones, from cholecalciferol to grapes and raisins to ethylene glycol and NSAIDs.

251 10:30 – 11:30 a.m. Liver Let Die: Hepatotoxins

Tina Wismer, DVM, M.S., DABVT, DABT

Audience: V | Level: 1

The liver is commonly affected in poisoning situations. This session will review the effects of common hepatotoxins, including xylitol, blue-green algae, and acetaminophen.

252 1:30 – 2:30 p.m. CNS Intoxicants, Part I: Tweakers and Tokers

Tina Wismer, DVM, M.S., DABVT, DABT

Audience: V | Level: 1

Central nervous system (CNS) intoxication is not uncommon in veterinary medicine. This session will review the effects of amphetamines, marijuana, bromethalin, and ethanol.

253 2:45 – 3:45 p.m. CNS Intoxicants, Part II: I've Got the Shakes

Tina Wismer, DVM, M.S., DABVT, DABT

Audience: V | Level: 1

In the second hour of this review of CNS toxicants, attendees will learn about the effects of pyrethrins, avermectins, opioids, tremorgenic mycotoxins, and chocolate.

254 4 – 5 p.m. Why So Blue? Cardiac and Respiratory Toxicants

Tina Wismer, DVM, M.S., DABVT, DABT

Audience: V, T | Level: 1, 2

What should be done when a pet bites into an albuterol inhaler, or eats the entire bottle of phenylpropanolamine? This session will discuss these and other toxicants affecting the cardiac and respiratory systems.

PET ANIMAL Critical Care & Emergency

255 8 – 9 a.m. **My Cardiovascular System Has Fallen, and It Can't Get Up: A Treatise on Shock**

Edward Cooper, VMD, M.S., DACVECC

Audience: V, T | Level: 2

This session will provide an overview of mechanisms involved in the development of shock and the impact shock has on the patient. Recognition, staging, and categorization of shock will be emphasized, as well as how to attempt shock reversal in various circumstances. Clinical scenarios will also be presented.

256 9:15 – 10:15 a.m. **Fluid Therapy, Part I: The Basics**

Edward Cooper, VMD, M.S., DACVECC

Audience: V, T | Level: 2

This session will provide an overview of how to approach fluid therapy, considering the different fluid types, their potential applications, and adverse effects. Routes of administration and building a basic fluid therapy plan will also be covered, with select clinical scenarios.

257 10:30 – 11:30 a.m. **Fluid Therapy, Part II: Fluid Resuscitation and Other Applications**

Edward Cooper, VMD, M.S., DACVECC

Audience: V, T | Level: 3

This session will build upon the concepts presented in the previous session, emphasizing a revised approach to shock fluid resuscitation, both in general and in specific clinical conditions. Other applications of fluid

therapy, including providing oncotic support and correcting sodium abnormalities, will also be discussed. Please note, attending Session 256 is strongly encouraged.

258 1:30 – 2:30 p.m. **Cardiopulmonary Resuscitation: Approach and Impact of the RECOVER Guidelines**

Edward Cooper, VMD, M.S., DACVECC

Audience: V, T | Level: 2

This session will provide an overview of the American College of Veterinary Emergency Critical Care (ACVECC) RECOVER guidelines for applying cardiopulmonary resuscitation in patients experiencing cardiac arrest. The presenter will review specific aspects of both basic and advanced CPR (such as compressions, ventilation, drug administration, monitoring, etc.), emphasizing practical application in a variety of clinic settings.

259 2:45 – 3:45 p.m. **Management of Feline Urethral Obstruction: What's the Evidence?**

Edward Cooper, VMD, M.S., DACVECC

Audience: V, T | Level: 2

This session will provide an overview of common clinical practices to manage feline urethral obstruction, emphasizing available evidence supporting or refuting their use. Aspects related to initial stabilization, de-obstruction, post-obstructive care, and at-home management will be considered.

260 4 – 5 p.m. **Nutritional Support for the Hospitalized Patient**

Edward Cooper, VMD, M.S., DACVECC

Audience: V, T | Level: 2

This session will include an overview and practical approach to providing

nutritional support to sick and/or hospitalized patients. The presentation will emphasize the negative impacts of decreased nutritional intake and the importance of early intervention. Various routes for providing nutritional support will also be discussed, along with recommendations for developing a feeding plan.

PET ANIMAL Infectious Disease & Vaccines

261 8 – 9 a.m. **Rabies Awareness Challenge: The Must-Know Facts**

Richard B. Ford, DVM, M.S., DACVIM, DACVPM

Audience: V | Level: 1, 2, 3

This interactive presentation is designed to challenge participating veterinarians on appropriate (legal) actions when dealing with rabies and rabies immunization issues in companion animals. Utilizing case scenarios, the audience will be challenged to respond to a variety of scenarios encountered in practice. For example, what does “currently vaccinated” mean in a legal sense? What are the implications of being overdue for rabies vaccination? What’s your responsibility when a human is bitten? What are the consequences of rabies exposure in vaccinates versus non-vaccinates? Do you have rabies vaccination exemption authority? What do you need to know about vaccination of hybrid species? These and other scenarios will be explored.

262 9:15 – 10:15 a.m.
**Antibody Testing vs. Vaccination:
 Applications in Practice**

*Richard B. Ford, DVM, M.S., DACVIM,
 DACVPM*

Audience: V | Level: 1, 2, 3

The interest in performing vaccine titers (serology for vaccine-preventable diseases) is increasing significantly within the profession...and for interesting reasons! This presentation will address the two most fundamental issues facing veterinarians regarding the use of antibody testing to assess the individual patient response to vaccination: First, what are the indications for antibody testing in individual patients? And second, what do the test results say about patient management?

263 10:30 – 11:30 a.m.
**Vaccine Adverse Reactions
 and Injury**

*Richard B. Ford, DVM, M.S., DACVIM,
 DACVPM*

Audience: V | Level: 1, 2, 3

Vaccine adverse reactions (also known as adverse events) among dogs and cats have only recently become the target of limited scientific study. Considering the large number of vaccine choices available today and the relative underreporting of reactions, this presentation has been developed as a graphic review of the types of reactions (acute and delayed) currently recognized. This session will increase awareness of the types and frequency of reactions seen and address recommendations for mitigating known or suspected reactions.

264 1:30 – 2:30 p.m.
Chronic Cough in the Dog

*Richard B. Ford, DVM, M.S., DACVIM,
 DACVPM*

Audience: V | Level: 1, 2

This presentation will center on one of the most common—yet under-diagnosed—respiratory conditions in adult dogs: Chronic lower airway disease. When the cough is determined not to be associated with pneumonia, neoplasia, or cardiac disease, chronic airway disease is a key consideration. This session will focus on practical diagnostic strategies and long-term management options designed to prevent potentially serious complications associated with lower airway disease in dogs.

265 2:45 – 3:45 p.m.
**Feline Viral Upper Respiratory
 Disease: Why it Persists**

*Richard B. Ford, DVM, M.S., DACVIM,
 DACVPM*

Audience: V | Level: 2

Despite the routine use of vaccines against feline herpesvirus-1 and calicivirus, these two diseases are still recognized as the cause of more than 90 percent of respiratory disease affecting cats. Why are so many cats infected, yet so many cats are vaccinated? Are vaccines still effective against current strains? While acute-onset feline viral upper respiratory disease is commonly seen among kittens housed in multiple-cat households and shelters, it is the adult chronic carrier cat that poses the greatest threat to the population of susceptible cats and kittens. This presentation will address the clinical identification of chronic carrier cats regularly seen in practice, long-term management options, and the role of vaccination in preventing—or not preventing—infection.

266 4 – 5 p.m.
**Feline Infectious Peritonitis:
 More Complex than We
 Thought!**

*Richard B. Ford, DVM, M.S., DACVIM,
 DACVPM*

Audience: V | Level: 2, 3

Feline coronavirus (FeCoV) infections, although common, can and do lead to feline infectious peritonitis (FIP). A highly fatal infection associated with a uniquely virulent form of FeCoV called the “FIP virus” (FIPV), it is clearly among the most biologically complex viral infections to infect domestic cats. This session will address the spectrum of clinical signs associated with “wet” and “dry” forms of FIP; challenges associated with establishing a diagnosis; population management; treatment options; and prevention, including the challenges associated with immunizing cats against FIPV.

PET ANIMAL
Urology & Nephrology

267 8 – 9 a.m.
**Chronic Kidney Disease,
 Part I: Diagnosis, Staging,
 and Prognosis**

Shelly L. Vaden, DVM, Ph.D., DACVIM

Audience: V | Level: 2

This presentation will discuss classic and new ways to assess renal injury, including evaluating biomarkers, staging chronic kidney disease, and setting parameters to determine prognosis.

268 9:15 – 10:15 a.m.
**Chronic Kidney Disease,
 Part II: Nutrition, Mineral
 Disorders, and GI**

Shelly L. Vaden, DVM, Ph.D., DACVIM

Audience: V | Level: 2

This presentation will discuss diagnosis and management of nutritional, secondary mineral, and gastrointestinal disorders of chronic kidney disease (CKD). The speaker will provide evidence-based information along with practical applications.

269 10:30 – 11:30 a.m.
**Chronic Kidney Disease, Part
 III: Proteinuria, Hypertension
 and Anemia**

Shelly L. Vaden, DVM, Ph.D., DACVIM

Audience: V | Level: 2

This session will discuss diagnosis and management of proteinuria, hypertension, and anemia of CKD. The presenter will provide evidence-based information along with practical applications.

PRACTICE MANAGEMENT I

270 8 – 9 a.m.
**Fifty Shades of Fees: Pricing
 Services and Products**

Denise L. Tumblin, CPA

Audience: V, T, MO, HS, SS, BT | Level: 1, 2, 3

Knowing the true cost of a product or service helps veterinary practices make pricing decisions, as do published resources like the Well-Managed Practice Benchmarks Study and the AAHA Fee Reference. Analyzing the most frequently used fee codes in your practice also tells a story. But is it a happy story or a horror story? This session will provide insights into the latest pricing trends and how the top 50 fee codes impact a practice.

271-272 9:15 – 11:30 a.m.
**The Elusive 20% ROI:
 Can it be Done?**

Denise L. Tumblin, CPA

Audience: V, T, MO, HS, SS, BT | Level: 1, 2, 3

Declines in profitability impact the ability to pay the bills, to offer competitive wages and benefits, to buy new equipment, and to protect the investment value of a veterinary practice. This two-hour session will provide guidance to improve profit.

273 1:30 – 2:30 p.m.
**The Latest Trends in
 Compensation and Benefits**

Denise L. Tumblin, CPA

Audience: V, T, MO, HS, SS, BT | Level: 1, 2, 3

Practices need to rethink their compensation and benefits packages to attract and retain first-rate employees. Pay scales must reflect the level of education, experience, skill, and personal attributes employees bring to the table. But salary isn't the only factor involved in keeping employees happy, satisfied in their positions, and with the practice. This session will shed light on what's most important to team members now and explore the latest compensation and benefit trends.

274 2:45 – 3:45 p.m.
Planning for Retirement

Denise L. Tumblin, CPA

Audience: V, T, MO, HS, SS, BT | Level: 1, 2, 3

When do you hope to retire, and how many years are between now and then? What do you want your retirement to look like? Do you have a post-retirement plan for the rest of your life? While most people dream of the day they will no longer have to work, many haven't taken the time to develop a retirement plan. In this session, attendees will learn how to set goals now,

even if retirement is decades away, so they are able to enjoy the retirement they want—and deserve.

275 4 – 5 p.m.
**Practice Value: Avoiding
 Unhappy Surprises**

Denise L. Tumblin, CPA

Audience: V, T, MO, HS, BT | Level: 1, 2, 3

Do you have a NoLoSM practice – in other words, one that has no or low profit and thus little or no practice value? You may be surprised to learn that you control the value of your practice and that management decisions you make today will ultimately determine its value when it comes time to sell. Don't be caught by surprise! This session will guide practice owners in taking steps now to improve their practice's value later.

PRACTICE MANAGEMENT II

276 8 – 9 a.m.
**OSHA Paperwork and
 Administrative Rules**

Philip J. Seibert, CVT

Audience: V, T, MO, HS, SS | Level: 2

Communicating with employees is essential to the success of your safety program. Included in that communication is mandatory forms, signage, and strategic plans. This session will explore the best ways to accomplish this sometimes-tedious task.

277 9:15 – 10:15 a.m.
OSHA Safety Basics

Philip J. Seibert, CVT

Audience: V, T, MO, HS, SS | Level: 2

This session will cover the basic hazards found in the veterinary workplace—such as fire prevention and response; hazardous chemicals; dress codes; meals,

02|21|20 FRIDAY

snacks, and breaks; and electricity. Attendees will learn the most practical ways to be OSHA compliant.

278 10:30 – 11:30 a.m.
OSHA Safety in Medical Procedures

Philip J. Seibert, CVT

Audience: V, T, MO, HS, SS | Level: 2
 Veterinary professionals sometimes place their patients' needs above all else, including their own safety. This session will discuss practical ways to stay safe and be compliant when performing tasks such as inhalation anesthesia, radiology, animal handling, and dangerous drug administration.

279 1:30 – 2:30 p.m.
Controlled Drugs: Registration, Access, and Security

Philip J. Seibert, CVT

Audience: V, T, MO, HS, SS | Level: 2
 Veterinarians must use controlled drugs to care for patients, but they must also comply with federal and state regulations. In this session, attendees will learn the requirements for registration, who can and cannot have access to the drug supply, and the security protocols that must be followed for these drugs.

280 2:45 – 3:45 p.m.
Controlled Drugs: Logs

Philip J. Seibert, CVT

Audience: V, T, MO, HS, SS | Level: 2
 Keeping track of controlled drugs requires precise recordkeeping. This session will explain the rules governing controlled drug logs, the most practical way of logging data, and how to find and fix mistakes on drug logs.

281 4 – 5 p.m.
Controlled Drugs: Inventories, Counting, and Disposal

Philip J. Seibert, CVT

Audience: V, T, MO, HS, SS | Level: 2
 In order to ensure control over a practice's inventory, it is essential to keep an accurate and up-to-date count of the items it contains. In this session, attendees will learn the methods and times when they should be counting controlled drugs, as well as the proper ways to dispose of unwanted, expired, or adulterated controlled drugs.

PUBLIC HEALTH

282 8 – 9 a.m.
The Intersection of Modern Food Fads and Veterinary Medicine

William E. Sander, DVM, MPH, DACVPM

Audience: V, T, HS | Level: 1
 Food fads come and go, and many have strong intersections with veterinary medicine. This session will summarize the arguments for and against these food fads and apply the hierarchy of evidence to enable attendees to discuss these topics with clients.

283 9:15 – 10:15 a.m.
Drugs, Disposal, and Downstream Effects: A Practitioner's Guide

William E. Sander, DVM, MPH, DACVPM

Audience: V, T, HS | Level: 1, 2
 For decades, both human and veterinary medical practitioners have treated their patients using pharmaceuticals, which inevitably end up in our waterways through disposal and excretion. As an increasing amount of these drugs have been identified in bodies of water worldwide over the past 20 years, real and potential health

effects for the environment, animals, and humans have become alarmingly apparent. This presentation will address these issues and discuss how veterinary medicine can play a key role in mitigating this growing problem.

284 10:30 – 11:30 a.m.
Zoonotic Disease Risk—Who Cares? Improving Messaging and Biosecurity

William E. Sander, DVM, MPH, DACVPM

Audience: V, T, SS | Level: 1, 2
 Zoonotic diseases are a common topic for veterinarians, but literature consistently shows that clients and the general public often fail to understand their significance. More importantly, many veterinary practices do not have a disease prevention strategy or biosecurity policy in place. This lecture will explore the most common zoonotic infections stemming from both small and large animals and discuss how to better control their transmission through educational messaging and biosecurity measures.

285 1:30 – 2:30 p.m.
A One Health Approach to Emerging Infectious Diseases

William E. Sander, DVM, MPH, DACVPM

Audience: V, T, HS, SS | Level: 1
 Emerging infectious diseases occur both internationally and domestically. This session will examine the most pressing of these threats, current trends, how to set practice protocols for dealing with emerging infectious diseases (zoonotic or otherwise), and other entities that should be involved in the process.

286 2:45 – 3:45 p.m.
Status Check: Are Antimicrobials Soon to be a Tool of the Past?

William E. Sander, DVM, MPH, DACVPM

Audience: V, T, MO, HS, SS, BT | Level: 1, 2
 Antimicrobials are a century-old tool; however, the effectiveness of that tool continues to shrink as bacterial resistance grows. A stronger evidence-based approach to clinical medicine can decrease reliance on broad-spectrum antibiotics, but antimicrobial resistance (AMR) will continue to be a problem throughout our lives and beyond. This lecture will discuss the status of AMR, factors in human and veterinary medicine that are making it worse, and what's being done to address the problem.

287 4 – 5 p.m.
Pets and Policy: How Do They Intersect?

William E. Sander, DVM, MPH, DACVPM

Audience: V, T, MO, HS, SS, BT | Level: 1
 While dogs and cats play an integral role in many Americans' lives, policies and regulations that deal with pet-related issues in this country are few and far between. Understanding the policy landscape and current concerns will be increasingly important for veterinarians as this evolves. In this session, attendees will hear a brief history of U.S. oversight of companion animals before diving into current issues, such as emotional support animals, telehealth, cannabis, opioids, and general health benefits of pet ownership.

SHELTER ANIMAL I

288–290 1:30 – 5 p.m.
Is proBNP an Effective Screening Tool for Shelter Medicine?

Kirstin N. Boddy, DVM, M.S., DACVIM (Cardiology)

Audience: V | Level: 2
 This three-part lecture will examine the use of proBNP as an effective tool for screening shelter pets for underlying cardiac disease and the literature that supports it, with a focus on feline and canine patients.

SHELTER ANIMAL II

291 8 – 9 a.m.
Animal Sheltering: How Far Have We Come, and Where Are We Going?

Sharon Harvey, M.A.

Audience: V, T, MO, HS, SS | Level: 1, 2, 3
 Preventive lifesaving initiatives—such as spay/neuter, shelter medicine, animal transfer, and safety net programs—have decreased animal intake and euthanasia in shelters across the U.S. With this success has come the need for shelters to think differently about their missions and decision-making strategies. This session will explore the evolution of animal sheltering and community expectations and the resulting impact on shelter operations, resources, decision making, and future needs.

292 9:15 – 10:15 a.m.
Socially Conscious Sheltering: What Is It, and Why Does It Matter?

Sharon Harvey, M.A.

Audience: V, T, MO, HS, SS | Level: 1, 2, 3
 Over the years, animal shelters have faced mounting pressure, both internally and externally, to reduce euthanasia. The good news: Success is being celebrated across the country. The bad news: There have been unintended consequences. Socially conscious sheltering is a national initiative that promotes a shared set of values, with the goal of creating a new culture in animal welfare and sheltering. In this session, attendees will learn about this growing movement and how it complements existing philosophies.

293 10:30 – 11:30 a.m.
Socially Conscious Animal Community: What Is It, and What is Your Role?

Sharon Harvey, M.A.

Audience: V, T, MO, HS, SS | Level: 1, 2, 3
 Animal shelters can't do it alone. It takes a collaborative, socially conscious animal community to achieve the best outcomes for shelter animals and community pets. In this session, attendees will learn what key constituencies—including shelters, veterinarians, rescue groups, law enforcement, policy makers, media, and animal lovers—must do to create a socially conscious animal

IF YOU WORK AT AN ANIMAL SHELTER, WE WANT TO SEND YOU TO THE MVC FOR FREE.

Most shelters work hard to stretch limited funds to care for as many animals as possible—and little is left over for anything else, including education. Through support from the Ohio Animal Health Foundation, the MVC is able to offer scholarships to help offset these costs so shelter workers can gain valuable training.

[Learn more and apply at www.mvcinfo.org/shelter](http://www.mvcinfo.org/shelter) by Dec. 20.

community that promotes saving lives, humane care, safety, and the human-animal bond.

294-296 1:30 – 5 p.m.
Combating Compassion Fatigue in Animal Welfare

Jennifer A. Blough, LPC, CPLGRS, CCFT

Audience: V, T, HS, SS, BT | Level: 1, 2

This interactive training session will provide valuable tools to help manage compassion fatigue, prevent burnout, improve self-care, and reignite your passion.

SMALL RUMINANTS

297A 8 – 8:30 a.m.
National Scrapie Eradication Updates

Mark A. Lyons, DVM, DACVPM

Audience: V, T, HS | Level: 1

In March 2019, APHIS updated its scrapie regulations and program standards through the publication of a final rule in the Federal Register and the Scrapie Program Standards, which included modifying identification requirements for goats and certain recordkeeping requirements for sheep and goats. This session will review these changes and discuss the status of scrapie eradication efforts in the U.S.

297B 8:30 – 9 a.m.
Trends in Sheep and Goat Health Problems

Jeff R. Hayes, DVM, M.S.

Audience: V, T, HS | Level: 1

This session will review confirmed diagnoses of health problems in sheep and goats seen at the Ohio Animal Disease Diagnostic Laboratory (ADDL) over the past few years, including enteric, respiratory, neurologic, and abortion cases, as well as other causes of illness. The

session will also review laboratory diagnostic services available at the ADDL, the only Ohio laboratory accredited by the American Association of Veterinary Laboratory Diagnosticians.

298 9:15 – 10:15 a.m.
To Shadow or Not to Shadow? What to Do with a Pre-Vet Student

Brandon S. Forshey, M.S., DVM

Audience: V, T | Level: 1

This session will provide guidance to practitioners who currently have or are interested in having a student shadow. The presenter discuss ways to involve the student, what they can and cannot do, and legal considerations.

299 10:30 – 11:30 a.m.
Ethical Issues Related to Show Stock Health

Joan Dean Rowe, DVM, MPVM, Ph.D.

Audience: V | Level: 1

This session will discuss ethical issues of concern when working with competitors, managers, and the public at fairs, shows, and sales. The speaker will offer clinical examples involving competition livestock, residue sampling, medication use, certificates of veterinary inspection (CVIs), breed sales, petting zoos, and livestock nursery displays.

300 1:30 – 2:30 p.m.
Mastitis in Dairy and Meat Goats

Joan Dean Rowe, DVM, MPVM, Ph.D.

Audience: V | Level: 2

The impacts of clinical and subclinical mastitis are well known for dairy does, but are often overlooked in the meat goat herd. This session will share clinical examples of contagious and environmental mastitis in dairy and meat goat herds that illustrate mastitis prevention, control, and surveillance strategies.

301-302 2:45 – 5 p.m.
Infectious Disease Control in Goat Herds

Joan Dean Rowe, DVM, MPVM, Ph.D.

Audience: V | Level: 2

This two-part session will discuss sustainable approaches to herd health management and how to help clients prioritize health management strategies. Caseous Lymphadenitis (CL), Caprine arthritis encephalitis (CAE), and mycoplasma will be emphasized.

STAFF DEVELOPMENT

303 8 – 9 a.m.
Wag More, Bark Less: Strategies for Communicating with All Behavior Types

Karlene B. Belyea, MBA

Audience: V, T, MO, HS, SS, BT | Level: 1, 2, 3

Everyone has a different behavioral style. For instance, one person may be dominant and fast-paced, while another is detail oriented and deliberate. Rather than recognizing and valuing those differences, some people tend to judge others who aren't like them. Using the DiSC behavioral analysis, session participants will learn about their own style, discover how to recognize other styles, and explore how to communicate in ways that help them better manage conflict.

304 9:15 – 10:15 a.m.
Squad Goals: Creating Positive Connections in a Multigenerational Workforce

Karlene B. Belyea, MBA

Audience: V, T, MO, HS, SS, BT | Level: 1, 2, 3

Do you know how to work effectively with people of all ages? Four generations are currently in the workforce,

and each has a different set of values, causing communication challenges and conflicts. This session will explore fun and productive ways to better understand other generations. Attendees will leave with new ideas and strategies to make them successful at work.

305 10:30 – 11:30 a.m.
Making Body Language Your Superpower

Karlene B. Belyea, MBA

Audience: V, T, MO, HS, SS, BT | Level: 1, 2, 3
 Communication begins before a person even opens their mouth! In fact, 93 percent of communication is non-verbal. This session will help attendees learn in a fun way how to build rapport with their teams and clients, gain confidence, determine when someone is being dishonest, gain power in a situation, improve their own body language, and better interpret other people's body language.

306 1:30 – 2:30 p.m.
How to Achieve Work/Life Integration in a Dog-Eat-Dog World

Karlene B. Belyea, MBA

Audience: V, T, MO, HS, SS, BT | Level: 1, 2, 3
 In this fast-paced world, and especially in veterinary medicine, many people face depression, are overwhelmed, lack work/life integration, struggle financially, and are overloaded on information. This session will discuss ways to be happier, think more positively, prioritize self-care, live in the moment, learn to forgive, and stress less. Life doesn't have to be so hard! Attendees will leave with strategies they can use immediately to improve their lives.

307 2:45 – 3:45 p.m.
Overcoming Negativity: Finding Happiness at Home and at Work

Karlene B. Belyea, MBA

Audience: V, T, MO, HS, SS, BT | Level: 1, 2, 3
 Studies show that expressing a positive attitude improves engagement, intelligence, energy, and profitability. In this enlightening session, attendees will learn ways to handle negative people, create a more positive work culture, and increase happiness for themselves and their teams.

308 4 – 5 p.m.
Brain Training and Neuroscience: Out with the Negative Mojo!

Karlene B. Belyea, MBA

Audience: V, T, MO, HS, SS, BT | Level: 1, 2, 3
 Every business outcome shows improvement when the brain is positive, but sometimes it's hard to be positive! Many people overthink things or, conversely, make knee-jerk decisions. This session will explore ways to escape the reptilian brain; determine individual triggers; and ultimately become happier, healthier, and more productive. Attendees will also learn how to tame the procrastination monster and reduce stress to boost positive thinking and improve productivity.

TECHNICIAN I

309 8 – 9 a.m.
It Doesn't Have to Hurt: Recognizing Chronic Pain in Cats

Tabitha Kucera, RVT, CCBC, KPA-CTP

Audience: V, T, HS, SS, BT | Level: 1, 2, 3
 Many behavior concerns have roots in a medical problem that, if not for the behavioral issues, would otherwise go unnoticed. Cats are unique in that they

are both predator and prey animals. Because of this, assessing their pain is challenging—not only for pet owners, but also for veterinary professionals. It is crucial that veterinary technicians are able to identify pain in cats and communicate its significance to their clients. Through lecture and video demonstration, this session will hone attendees' pain assessment skills and provide resources to administer effective client and in-clinic questionnaires.

310 9:15 – 10:15 a.m.
Do You Speak Cat? Feline Communication for the Veterinary Team

Tabitha Kucera, RVT, CCBC, KPA-CTP

Audience: V, T | Level: 1, 2
 Veterinary team members often express doubt about handling cats. The best way to know a cat's emotional state and whether it is relaxed enough to cope with the stress of veterinary procedures is to watch their body language. This session will discuss how cats communicate with people and describe how cats communicate fear, stress, anxiety, and happiness. Understanding this is the first step to fear-free and feline-friendly handling.

311 10:30 – 11:30 a.m.
Litter Box Lessons: Keeping Cats Inside the Box

Tabitha Kucera, RVT, CCBC, KPA-CTP

Audience: V, T | Level: 1, 2
 Cats defecating and urinating outside the box is one of the most common behavioral issues among cats. Unfortunately, this is also a leading cause of relinquishment. In this session, the speaker will discuss litter box lessons, including common causes of house soiling, how to prevent it, and special litter box needs for senior and

handicapped cats. Attendees will learn how to respond efficiently and successively to client concerns about feline house soiling. Helping owners understand and deal with this common problem can help keep cats in their homes.

312 1:30 – 2:30 p.m.

Busy, Not Bored: Enrichment for Cats

Tabitha Kucera, RVT, CCBC, KPA-CTP

Audience: V, T | Level: 1, 2, 3

Cats are amazing creatures. They are intelligent, curious, and active. Their lifestyle reflects the predatory skills and behaviors needed to hunt in the wild. For a cat, a fulfilling day includes resting, stalking, chasing, pouncing, playing, eating, and grooming, among other activities. When they can't fulfill these needs, they get bored—which can lead to destructive behaviors, aggression, anxiety, and other problems. We all want our cats to live their best lives! This session will define enrichment, explain why it is needed, and describe its benefits. Attendees will also learn practical applications of enrichment that meet all five basic welfare needs of cats.

313 2:45 – 3:45 p.m.

Changing Perspective: Fear Free, A Kind Approach

Tabitha Kucera, RVT, CCBC, KPA-CTP

Audience: V, T | Level: 1, 2

Many animals feel fear, anxiety, and stress during veterinary visits. Fear Free techniques are designed to limit those negative responses. When patients are more relaxed, veterinary staff are able to handle them more easily and obtain more accurate readings of vital signs, while the animals themselves recover more quickly and their owners are happier. Fear Free techniques—such as

considerate approach, gentle control, and a touch gradient—can be used to reduce fear, anxiety, and stress in patients. This session will introduce attendees to Fear Free methods; help them better understand fear, anxiety, and stress in cat and dog patients; and offer proven tools to reduce their negative responses. *Note: This session is a recommended pre-requisite for Workshop C.*

314 4 – 5 p.m.

A Fear Free Visit: Plan for Pet Comfort

Tabitha Kucera, RVT, CCBC, KPA-CTP

Audience: V, T | Level: 1, 2, 3

The sensory perception of dogs and cats is different than that of humans, because they can be more sensitive to environmental stimuli than we are. Veterinary professionals must take this into consideration when developing their hospital atmosphere and culture. In this session, the speaker will discuss practical tips and items that can be used immediately to create a calm, inviting environment for each individual client and patient. *Note: This session is a recommended pre-requisite for Workshop C.*

TECHNICIAN II

315 8 – 9 a.m.

That Bites! How to Avoid Getting Bitten

Amy N. Newfield, CVT, VTS (ECC)

Audience: V, T, MO, HS, SS | Level: 1

Working with animals can be a dangerous job. A better understanding of how to read both dogs and cats will help veterinary staff determine when and how to restrain them. This presentation will explore restraint

techniques through demonstration and video examples.

316 9:15 – 10:15 a.m.

Understanding the Blue Patient

Amy N. Newfield, CVT, VTS (ECC)

Audience: V, T | Level: 3

This lecture will discuss how oxygen is used in the body; how it is measured; various ways to administer it, from flow by to nasotracheal catheters; PiO_2/FiO_2 ; and A-a gradients. This lecture will focus on how to identify a dyspneic animal and the physiology and treatment of respiratory distress.

317 10:30 – 11:30 a.m.

Forward-Thinking Nursing Skills

Amy N. Newfield, CVT, VTS (ECC)

Audience: T | Level: 2

Veterinary technicians and assistants are often taught what to do—rather than how to determine what to do. Many merely complete the treatments that veterinarians prescribe and are not required to think ahead for their patients. This needs to change. Technicians and assistants are just as responsible for patient care as veterinarians are. They must be able to identify problems early, understand changes in their patients, and take proactive steps to avoid a decline in their conditions. In this lecture, attendees will learn forward-thinking skills that are essential to providing the best care possible.

318 1:30 – 2:30 p.m.

What to Do When an HBC Enters Your Clinic

Amy N. Newfield, CVT, VTS (ECC)

Audience: V, T | Level: 2

Even if you do not work in an emergency hospital, the chances are good that you will encounter an animal that has been hit by a car (HBC). The first

15 minutes are crucial. In this session, attendees will learn exactly what to do and in what order when an HBC is presented for treatment. Topics to be discussed include triage, catheter selection, fluid therapy, and more.

319 2:45 – 3:45 p.m.

Seeing the “Hidden Stuff,” Part I: Abdominal Radiology Reviews

Amy N. Newfield, CVT, VTS (ECC)

Audience: V, T | Level: 1

Technicians are taught how to take radiographs, not how to interpret them. This lecture will explain how to view and interpret a radiograph and discuss common abdominal disease processes that may show up on a radiograph. Attendees will leave with an ability to identify emergent issues so that their patients can receive faster treatment.

320 4 – 5 p.m.

Seeing the “Hidden Stuff,” Part II: Thoracic Radiology Reviews

Amy N. Newfield, CVT, VTS (ECC)

Audience: V, T | Level: 1

Technicians are taught how to take radiographs, but not how to interpret them. This lecture will explain how to view and interpret a radiograph, with an emphasis on common disease processes that may be seen in the thoracic cavity. Attendees will leave with an ability to identify issues so that their patients can receive faster treatment.

.....

The Ohio Veterinary Medical Association is pleased to provide a comprehensive educational program at the Midwest Veterinary Conference. However, please be aware that OVMA does not endorse and cannot be responsible for speakers' content.

.....

HANDS-ON LABS

B. Surgical Extractions in the Dog and Cat

8 a.m. – 12 p.m.

Mary Krakowski Volker, DVM, DAVDC

Audience: V | Level: 1, 2, 3 | CE: 4 hours | Max capacity: 16 | Pre-Req: Familiarity with basic canine and feline dental anatomy and oral surgical equipment | Fee: \$575

Learn how to properly extract strategic teeth in the canine and feline patient. Proper techniques as well as expert surgical tips will be discussed and demonstrated. Participants will have ample time to perform multiple extractions on cadaver parts.

SPONSORED BY



ANIMAL BEHAVIOR II

400-401 8 - 10:15 a.m.

Designer Pets: Forging the Best-Behaved Pets and Patients Through Socialization*Katherine E. Pankratz, DVM, DACVB*

Audience: V, T, SS, BT | Level: 1

This two-part session will review the different developmental stages of dogs and cats, justifying the importance of socialization, its implementation, and integration into routine veterinary care of puppies and kittens. The presenter will recommend methods that clients can use to meet their pets' needs for exercise, play, and social interactions. Attendees will learn to recognize the various behavior patterns of social interaction among dogs and cats.

402 10:30 - 11:30 a.m.

Tail Wag Say What? Accurately Interpreting Your Patients' Body Language*Katherine E. Pankratz, DVM, DACVB*

Audience: V, T, SS, BT | Level: 1

In this session, attendees will learn how to identify dog and cat body language in different contexts in order to interpret an animal's emotional state (e.g., attentive, fearful, appeasing, aggressive) and to predict future behavior. The lecture will also describe specific behavioral signs that can help veterinary companion animal practitioners reduce their patients' fear response and accurately assess interactions.

403 1:30 - 2:30 p.m.

Stop, Look, and Listen: Humane Handling for More Cooperative Patients*Katherine E. Pankratz, DVM, DACVB*

Audience: V, T, SS, BT | Level: 1

This session will discuss sources of patient fear in a routine veterinary appointment and identify patients at the highest risk for fear. The presenter will explain different handling methods and how they either increase or decrease fear, as well as describe ways to minimize fear, both in the moment and at future visits. Attendees will learn how to apply behavior modification techniques to veterinary approaches and procedures in order to attenuate fear.

404 2:45 - 3:45 p.m.

Mind Control? Manipulate Your Pets and Patients with Behavior Modification*Katherine E. Pankratz, DVM, DACVB*

Audience: V, T, SS, BT | Level: 1, 2

This session will explore various types of learning and behavior modification techniques, the rationale behind each method, and how they affect an animal's emotions and behavior. The presenter will also review specific types of learning to solve common dog and cat behavior problems.

405 4 - 5 p.m.

Why Does My Pet Do This? How to Triage Behavior Problems*Katherine E. Pankratz, DVM, DACVB*

Audience: V, T, SS, BT | Level: 1

This session will identify important patient history details and risk factors that indicate behavior problems in dogs and cats. The presenter will review a variety of behavior resources and tools and describe different levels of referrals, ranging from trainers to veterinary

behaviorists. Attendees will learn to construct a management plan for common canine behavior problems.

ANIMAL BEHAVIOR II

406 8 - 9 a.m.

Working with Special Needs Clients and Assistance Animals*Emma K. Grigg, M.A., Ph.D., CAAB*

Audience: V, T, HS | Level: 1, 2, 3

Despite increasing amounts of information available on enhancing client communication in general, there is limited literature focusing specifically on additional considerations for working with individuals with special needs and assistance animals. This session will summarize current recommendations for building successful relationships with special needs clients and assistance animals.

407 9:15 a.m. - 10:15 a.m.

Dogs and Nature vs. Nurture: Behavior, Breed, and Environmental Influences*Emma K. Grigg, M.A., Ph.D., CAAB*

Audience: V, T, HS, SS, BT | Level: 1, 2, 3

We've all heard the expression, "It's all about how you raise them!" At the same time, we live in a society where many people believe certain breeds are more dangerous than others, and some cities have even passed breed-specific legislation. How important is a dog's breed? Can training, environment, and other factors overcome genetics? What evidence can we offer clients to answer these questions? This session will analyze the forces that shape domestic dog behavior and summarize research findings about these issues.

408 10:30 – 11:30 a.m.
**Behavioral Assessment
 in the Shelter: Where Do
 We Stand Now?**

Emma K. Grigg, M.A., Ph.D., CAAB

Audience: SS, BT | Level: 1, 2

Animal shelters and rescues carry the difficult responsibility of protecting both the animals in their care and the humans that adopt them. To that end, they use a variety of techniques to assess animal behavior. However, there is limited research on the accuracy or true predictive ability of these tests. This session will summarize recent research on the efficacy of such behavioral assessments, with applications for shelter use.

409 1:30 – 2:30 p.m.
**Enrichment for Shelter Cats:
 Theory, Application, and DIY Tips**

Emma K. Grigg, M.A., Ph.D., CAAB

Audience: SS, BT | Level: 1, 2, 3

Enrichment is an essential consideration for cats living in shelters and other cattery situations. This session will review the theory of enrichment; the relationship between stress, handling, housing, and health; and the proven beneficial impacts of enrichment. Attendees will learn a variety of enrichment applications, including strategies for addressing the Five Freedoms in the shelter environment, current Association of Shelter Veterinarians (ASV) guidelines, and tips for do-it-yourself enrichment.

410 2:45 – 3:45 p.m.
**Enrichment for Shelter Dogs:
 Theory, Application, and DIY Tips**

Emma K. Grigg, M.A., Ph.D., CAAB

Audience: SS, BT | Level: 1, 2, 3

Enrichment is an essential component of quality of life for dogs living in

shelters and other kenneling situations. This session will explore the relationship between housing, stress, and mental and behavioral health, as well as the proven benefits of enrichment. Participants will learn strategies for providing the Five Freedoms, current Association of Shelter Veterinarians (ASV) guidelines, and tips for DIY enrichment.

AQUACULTURE

411 9:15 a.m. – 10:15 a.m.
**Water Quality and Clinical
 Diagnostic Techniques for Fish**

Stephen A. Smith, DVM, Ph.D.

Audience: V, T | Level: 1, 2, 3

This presentation will provide an overview of essential water quality parameters and how they play a critical role in the health of aquatic animals. The speaker will discuss common diagnostic techniques used in fish medicine, including sedation and anesthesia; skin, fin, and gill biopsies; blood and fluid sampling; viral, bacterial, and parasite sampling; histopathology; and necropsy.

412–413 10:30 – 11:30; 1:30 – 2:30
**Common Viral, Bacterial, and
 Fungal Diseases of Fish**

Stephen A. Smith, DVM, Ph.D.

Audience: V, T | Level: 1, 2, 3

This two-part session will explore the most common viral, bacterial, and fungal diseases of tropical, ornamental, and food fish. The etiology, predisposing factors, common clinical signs, and pathology in the fish will be presented, as well as the proper diagnostic tools required to correctly identify the problem.

414 2:45 – 3:45 p.m.
**Fish Health Management
 Strategies and Therapeutic
 Considerations**

Stephen A. Smith, DVM, Ph.D.

Audience: V, T | Level: 1, 2, 3

This presentation will help the veterinary practitioner work up a clinical fish case; establish presumptive versus definitive diagnoses; develop a management and therapeutic plan; and design and implement a biosecurity plan for tropical, ornamental, and food fish.

EQUINE

415 8 – 9 a.m.
**Equine Endocrinologic
 Disease, Part I: Diagnosis
 and Management**

Michelle Coleman, DVM, Ph.D., DACVIM

Audience: V | Level: 2

This session will provide updates in the diagnosis, treatment, and management of pituitary pars intermedia dysfunction (PPID) and equine metabolic syndrome (EMS).

416 9:15 a.m. – 10:15 a.m.
**Equine Endocrinologic Disease,
 Part II: Case Management**

Michelle Coleman, DVM, Ph.D., DACVIM

Audience: V | Level: 2

This lecture will be an interactive, case-based discussion aimed at identifying challenges practitioners face when managing cases of equine endocrinologic disease, including PPID and EMS.

417 10:30 – 11:30 a.m.
**Equine FLASH Abdominal
 Ultrasound**

Michelle Coleman, DVM, Ph.D., DACVIM

Audience: V | Level: 2

This session will discuss benefits and techniques of the FLASH method of

equine abdominal ultrasound. Images of normal and abnormal findings will be discussed in detail.

418 1:30 – 2:30 p.m.
Identifying Traumatic Synovial Sepsis

Gary M. Baxter, VMD, M.S., DACVS

Audience: V | Level: 2

Documenting that a wound involves a synovial cavity is one of the most important aspects of wound management in horses. The absence of synovial involvement greatly simplifies the treatment regimen, while not recognizing synovial sepsis can be catastrophic for the horse. This session will review the anatomy of the synovial cavities of the distal limb, how to perform a thorough examination of the wound and limb, and use of ancillary diagnostic imaging techniques—all of which can aid in identifying synovial sepsis.

419 2:45 – 3:45 p.m.
Management of Traumatic Synovial Infections and Wounds

Gary M. Baxter, VMD, M.S., DACVS

Audience: V | Level: 2

Treating synovial wounds before an infection has been established is simple and, in many cases, improves prognosis. Treating the infection is often straightforward, but whether to close infected synovial cavities can sometimes be a difficult decision. Despite this challenge, proper wound management can greatly minimize the morbidity associated with many of these injuries. In general, clinicians should attempt to close as many of these synovial wounds as possible to help minimize the comorbidities that may arise. This session will discuss proper management of synovial wounds, including how to determine if an infected synovial cavity should be closed.

420 4 – 5 p.m.
The Multiple Problems Within the MFT Joint

Gary M. Baxter, VMD, M.S., DACVS

Audience: V | Level: 2

Injuries to bone and soft tissue structures within the medial femoral tibial (MFT) joint can result in lameness in the performance horse. Being able to palpate the MFT joint, perform intra-synovial anesthesia, and adequately image the stifle are often critical to a definitive assessment of the problem. This session will discuss the wide range of clinical conditions that can occur and how to sort them all out in order to develop both treatment strategies and an accurate prognosis.

FOOD ANIMAL

421 8 – 9 a.m.
Emerging Zoonotic Diseases: Headliners

Corrie C. Brown, DVM, Ph.D., DACVP

Audience: V, T | Level: 2, 3

In recent years, zoonotic diseases in humans have emerged from various quarters, causing serious consternation and triggering considerable efforts to control them. A better understanding of the “headliners”—those diseases that are most often discussed in the media—can help veterinary professionals translate these threats to concerned clients and others in their communities. The session will review some of the current diseases that have made headlines (such as ebola, MERS-CoV, and Rift Valley fever), with a focus on pathogenesis and mechanisms of transmission.

422 9:15 a.m. – 10:15 a.m.
New and Noteworthy Zoonotic Diseases of Concern in the Clinic

Corrie C. Brown, DVM, Ph.D., DACVP

Audience: V, HS, SS | Level: 1, 2, 3

The veterinary community and animal owners tend to have a good awareness of the most common pathogens transmitted from animals to humans: Mange, ringworm, and canine visceral larva migrans, for example. This session will focus on some of the more unusual zoonotic pathogens, many of which can be fatal. The presenter will discuss, among other diseases, *Capnocytophaga canimorsus*, plague, leptospirosis, raccoon visceral larva migrans, leishmaniasis, MRSA, and alveolar hydatid disease. Come prepared to be surprised (maybe) and entertained (definitely!).

423 10:30 – 11:30 a.m.
Global Food Security: What is Our Profession’s Role?

Corrie C. Brown, DVM, Ph.D., DACVP

Audience: V, T, HS, SS | Level: 1, 2, 3

One billion people around the world lack reliable access to safe, affordable food. One major consequence of food insecurity is cognitive stunting, a permanent condition that occurs when children in their first 1,000 days of life do not get essential micronutrients found in animal-based foods such as eggs, dairy, meat, and fish. This session will discuss the problem of food insecurity in a digestible manner (pun intended!) and explain how promoting animal health and productivity has a major impact on mitigating its cognitively debilitating side effects.

424 1:30 – 2:30 p.m.

Microbiology and Mastitis: Use of Diagnostic Tests to Guide Mastitis Therapy

Pamela L. Ruegg, DVM, MPVM

Audience: V, T | Level: 2

Selecting an appropriate intervention after intramammary infection depends on an accurate diagnosis, but a bewildering number of tests are available to determine etiology. This presentation will discuss the clinical implications of using traditional microbiology and farm-based or molecular methods to diagnose mastitis, with an emphasis on practical decision making.

425–426 2:45 – 5 p.m.

Making Treatment Decisions for Clinical Mastitis

Pamela L. Ruegg, DVM, MPVM

Audience: V | Level: 1, 2, 3

Treatment of mastitis accounts for a large portion of antibiotic use on farms, but not all cows with mastitis will benefit from antibiotic therapy. This two-part presentation will review research that has studied outcomes of antibiotic treatment of non-severe mastitis. Attendees will learn how to identify cows that may benefit from antibiotics and options for those that do not. The presentation will emphasize implementation of defined protocols that ensure appropriate and economically sound decisions about using antibiotics to treat mastitis.

HOLISTIC & INTEGRATIVE MEDICINE

427 8 – 9 a.m.

Introduction to End-of-Life, Hospice, and Palliative Medicine

Kris August, DVM, GDVWHM, CHPV

Audience: V, T, HS, SS, BT | Level: 1

Providing care for and honoring the end-of-life process has become as critical as any medical and preventative service we can offer throughout the lives of our patients. This lecture will introduce attendees to concepts of end-of-life care, including ethical concerns to consider while supporting animal patients and their human families.

428 9:15 a.m. – 10:15 a.m.

Integrative Medicine in Hospice and Palliative Care

Kris August, DVM, GDVWHM, CHPV

Audience: V, T, HS | Level: 1

In addition to conventional therapies, clients often request complementary and integrative medicine (CIM), which includes a wide range of treatment modalities that may be useful in providing palliative treatment for animals. This session will discuss how integrative and conventional veterinary practitioners can work together in an animal hospice care team by enhancing understanding and improving communication.

429 10:30 – 11:30 a.m.

Introduction to Western Herbal Medicine

Kris August, DVM, GDVWHM, CHPV

Audience: V, T | Level: 1

Herbal medicine can offer gentle, supportive treatment and alleviate or even prevent discomfort in geriatric patients and those nearing the end of life. This session will introduce participants to Western herbal medicine,

which involves the study of detailed materia medica to create individualized formulas that help ensure quality and avoid interactions with pharmaceutical medications.

430–431 1:30 – 3:45 p.m.

Herbs for Hospice and Palliative Care

Kris August, DVM, GDVWHM, CHPV

Audience: V, T | Level: 1

In the first hour of this two-part session, the presenter will discuss a selection of specific herbs for practical use in palliative medicine, including their properties, phytochemicals, mechanisms of action, traditional uses, and current scientific evidence. Attendees will also learn to recognize pain and how to incorporate herbal therapies into an integrative approach that includes pharmaceutical treatments as needed to maximize patient comfort. The second half of the session will explore herbal treatments that support the body's general well-being; protect against cancer and infection; and treat symptoms of discomfort in neurologic, gastrointestinal, dermatologic, cardiovascular, respiratory, and other systems, which can cause distress at the end of life.

432 4 – 5 p.m.

Quality of Life for the Caregiver

Kris August, DVM, GDVWHM, CHPV

Audience: V, T, HS, SS, BT | Level: 1

Compassion fatigue and burnout are very real concerns for veterinarians, staff, and all caregivers. Self-care is a vital part of our continued functioning in life and in work, but it does not have to be complicated. Going beyond the usual suggestions of eating right and exercising, this lecture will provide ideas to improve mindfulness, promote a connection with nature, boost gratitude, and find joy.

PET ANIMAL Cardiology

433 8 – 9 a.m. Feline Cardiovascular Diseases, Part I: Causes and Diagnosis

*John D. Bonagura, M.S., DVM, DACVIM
(Cardiology, SAIM)*

Audience: V | Level: 1, 2

This presentation will review causes and clinical outcomes of feline myocardial diseases, as well as diagnostic tests used to identify and stage the severity of cardiomyopathies. Relevant pathology, clinical examination findings, approach to feline heart murmurs, use of cardiac biomarkers, radiographic evaluation, and basic echocardiographic imaging will also be described.

434 9:15 a.m. – 10:15 a.m. Feline Cardiovascular Diseases, Part II: Clinical Management

*John D. Bonagura, M.S., DVM, DACVIM
(Cardiology, SAIM)*

Audience: V | Level: 1, 2

Building on the information presented in Session 433, the speaker will discuss approaches used to treat asymptomatic hypertrophic cardiomyopathy, acute and chronic congestive heart failure, and arterial thromboembolism in feline patients with cardiomyopathies.

435 10:30 – 11:30 a.m. Acquired Valvular Heart Disease in the Dog, Part I: Diagnosis and Staging

*John D. Bonagura, M.S., DVM, DACVIM
(Cardiology, SAIM)*

Audience: V | Level: 1, 2

Mitral regurgitation is the most common cause of heart disease in dogs. This presentation will provide an overview of myxomatous valvular heart disease in dogs, including diagnostic testing, the use of cardiac biomarkers,

radiographic differential diagnosis, and (ACVIM) staging of disease.

436 1:30 – 2:30 p.m. Acquired Valvular Heart Disease in the Dog, Part II: Clinical Management

*John D. Bonagura, M.S., DVM, DACVIM
(Cardiology, SAIM)*

Audience: V | Level: 1, 2

This session will build on the information presented in Session 435 in considering possible management approaches for dogs with chronic valvular heart disease. Topics of discussion will include the treatment of preclinical myxomatous valve disease, stabilization of acute congestive heart failure, and long-term therapy of heart failure in dogs. The speaker will also offer a brief review of commonly used cardiac drugs.

437 2:45 – 3:45 p.m. Cardiac Imaging, Part I: Radiographic Diagnoses of Cardiorespiratory Disorders

*John D. Bonagura, M.S., DVM, DACVIM
(Cardiology, SAIM)*

Audience: V | Level: 1, 2

This interactive session will focus on the radiographic differential diagnosis of cough and respiratory distress in dogs and cats due to cardiac and noncardiac disorders. Case vignettes will be used to emphasize key points of radiographic interpretation and potential diagnoses. Audience participation will be encouraged!

438 4 – 5 p.m. Cardiac Imaging, Part II: Echocardiographic Diagnoses of Acquired Heart Diseases

*John D. Bonagura, M.S., DVM, DACVIM
(Cardiology, SAIM)*

Audience: V | Level: 1, 2

Echocardiography is increasingly used in general small animal practice. This

session will focus on the interpretation of two-dimensional (B-Mode) images for diagnosis of acquired canine and feline cardiac diseases in both primary care and emergency room settings. Case vignettes will be used to emphasize key points of echocardiographic interpretation. Audience participation will be encouraged!

PET ANIMAL Clinical Pathology

439 8 – 9 a.m. The Hemogram, The Histogram, The Patient

*Arthur Rick Alleman, DVM, Ph.D.,
DABVP, DACVP*

Audience: V, T | Level: 2

The amount of information available to practitioners regarding the hematological evaluation of a patient has never been so comprehensive. This in-depth presentation will detail how to interpret findings on the hemogram and how to recognize clinically significant changes on the histogram (dot plots).

440 9:15 a.m. – 10:15 a.m. Why Should I Look at a Blood Smear?

*Maxey L. Wellman, DVM, M.S., Ph.D.,
DACVP (Clinical Pathology)*

Audience: V, T | Level: 1, 2

Although benchtop instruments can provide a great deal of information, other important abnormalities cannot be detected in the same manner. These include consistent recognition of immature leukocytes from marked inflammation, circulating neoplastic cells, abnormal red blood cell shapes and inclusions, and hemotropic parasites. This presentation will use case examples to illustrate how evaluation of a blood smear can be critical in

establishing a diagnosis and treatment plan to optimize patient care.

441 10:30 – 11:30 a.m.

Hematology Case Challenges

Arthur Rick Alleman, DVM, Ph.D., DABVP, DACVP

Audience: V, T | Level: 2

This session will present cases in which the hematology and other laboratory diagnostics were important in diagnosing and monitoring patient diseases. Examples that include frequent abnormalities will be highlighted to emphasize important aspects of laboratory diagnostics.

442 1:30 – 2:30 p.m.

Cytology of Skin

Maxey L. Wellman, DVM, M.S., Ph.D., DACVP (Clinical Pathology)

Audience: V | Level: 2

Cytology is typically less expensive and less invasive than histopathology, and results are available sooner than those from a biopsy. Cytology of skin lesions can aid practitioners in establishing a diagnosis and treatment plan to optimize patient care. For many cutaneous neoplasms, cytology can provide a definitive diagnosis with high diagnostic accuracy, and for some inflammatory lesions, etiologic agents can also be identified. In this session, attendees will hear about dermatological cases in which cytology was particularly helpful.

443 2:45 – 3:45 p.m.

Cytology of Lymph Nodes

Maxey L. Wellman, DVM, M.S., Ph.D., DACVP (Clinical Pathology)

Audience: V | Level: 2

Cytology is typically less expensive and less invasive than histopathology, and results are available sooner than those from a biopsy. Cytology of enlarged lymph nodes can aid practitioners in establishing a diagnosis and treatment

plan to optimize patient care. For dogs with lymphoma, cytology can often provide a definitive diagnosis of lymphoid neoplasia with high diagnostic accuracy, and for some inflammatory lesions, etiologic agents can also be identified. In this session, attendees will hear about cases in which cytology was particularly helpful in cases involving the lymph nodes.

444 4 – 5 p.m.

Either Urine or Ur-out: The Complete UA with Images from an Automated Analyzer

Arthur Rick Alleman, DVM, Ph.D., DABVP, DACVP

Audience: V, T | Level: 2

Practitioners have widely accepted the belief that urinalysis is best performed within two hours of collection to avoid complications stemming from in-vitro formation of elements and degeneration of cells. This session will explore an easy, reliable, in-house method of manual urine sediment evaluation using images generated by an automated urinalysis analyzer. Accurate recognition and interpretation of clinically relevant formed elements in urine will also be covered.

PET ANIMAL General Surgery

445 8 – 9 a.m.

All Tied Up in Knots: An Interactive Knot-Tying Workshop

Daniel D. Smeak, DVM, DACVS

Audience: V, T | Level: 1, 2

This interactive session will cover a variety of useful friction knots that help provide consistently secure ligation, as well as other practical knots. Attendees will be able to practice the techniques they learn.

446 9:15 a.m. – 10:15 a.m.

Make Your Skin Closure Look Lovely!

Daniel D. Smeak, DVM, DACVS

Audience: V | Level: 1, 2

In this session, attendees will learn how to create a beautiful skin closure. The lecture will discuss the role of the hypodermal closure line, explain how to perform a continuous hypodermal suture line, and offer a variety of tips for cosmetic skin closure.

447 10:30 – 11:30 a.m.

How to Consistently Create Secure Mass Ligations

Daniel D. Smeak, DVM, DACVS

Audience: V | Level: 1, 2

This session will cover the rules of safe ligation and demonstrate practical knot-tying techniques to eliminate the worry during ligation of large pedicles.

448 1:30 – 2:30 p.m.

“Smeakisms”: Surgery Tips for Practitioners

Daniel D. Smeak, DVM, DACVS

Audience: V | Level: 2

In this session, the speaker will share his top tips for surgery—dubbed “Smeakisms.” Attendees will learn a variety of practical surgical techniques to safely stop bleeding in soft parenchymal organs, remove foreign bodies, complete intestinal biopsies, and perform serosal patches to reduce the risk of anastomosis dehiscence in at-risk patients.

449 2:45 – 3:45 p.m.

Don't Be an “Old School” Surgeon!

Daniel D. Smeak, DVM, DACVS

Audience: V | Level: 1, 2

This session will discuss current principles and recommendations for abdominal closure, leak-proof organ closure,

suture choice in a variety of surgical procedures, and abdominal lavage.

450 4 – 5 p.m.

Those Dreaded Migrating Foreign Bodies

Daniel D. Smeak, DVM, DACVS

Audience: V | Level: 1, 2

In this lecture, attendees will learn the best imaging methods to detect migrating organic foreign bodies and understand the steps to developing the most appropriate treatment plan.

PET ANIMAL Ophthalmology

451 8 – 9 a.m.

Corneal Ulcers: Medical Management and Supportive Therapy

Robert J. Munger, DVM, DACVO

Audience: V, T | Level: 1, 2, 3

While corneal ulcers are a common problem in veterinary medicine, many practitioners feel ill-prepared to treat them and consequently adopt a trial-and-error approach to therapy. In this session, the speaker will discuss ways to accurately assess the status of corneal ulcers and to determine the optimal approach to treatment in both large and small animals—from starting initial therapy, accurately assessing stages of healing, and knowing what to do when ulcers progress or simply won't heal. The lecture will serve as a prologue to Session 452, which will cover surgical options in the management of corneal diseases.

452 9:15 a.m. – 10:15 a.m.

Surgical Management of Corneal Diseases

Robert J. Munger, DVM, DACVO

Audience: V, T | Level: 1, 2, 3

Building on the discussion of corneal ulcers presented in Session 451, this session will explore new surgical options for managing corneal disease. Topics will include options for dealing with corneal endothelial decompensation (Gunderson flaps and the status of endothelial transplantation), treatment of recurrent erosions, lamellar keratectomy for corneal dermoids and corneal sequestrum, management of corneal conjunctival neoplasia, and surgery for deep corneal ulceration.

453 10:30 – 11:30 a.m.

Uveitis: Insight into Problem Cases

Robert J. Munger, DVM, DACVO

Audience: V, T | Level: 1, 2, 3

Many have received an overly simplistic education about uveitis and how it must be treated. This session will address what is happening at the cellular level and explore a good method for approaching and treating this disorder.

454 1:30 – 2:30 p.m.

Glaucoma: Medical and Surgical Options

Robert J. Munger, DVM, DACVO

Audience: V, T | Level: 1, 2

Despite the many years we have been dealing with this problem, glaucoma is still the leading cause of blindness in veterinary and human ophthalmology. We will discuss the anatomy with attention to species differences, diagnostic modalities, and options for rational medical management as well as old and new surgical options for our patients.

455 2:45 – 3:45 p.m.

Cataracts: More Than Meets the Eye

Robert J. Munger, DVM, DACVO

Audience: V, T | Level: 1, 2, 3

Cataracts are, quite simply, any opacity of the lens, but the approach to managing cataracts in animals is anything but simple. This session will explore what options are available for the medical and surgical management of cataracts and discuss new advances for dealing with diabetic cataracts. Attendees will also learn how to make sense of the many products on the market that are presented as non-surgical cures for cataracts.

456 4 – 5 p.m.

A Rational Approach to Keratoconjunctivitis Sicca

Robert J. Munger, DVM, DACVO

Audience: V, T | Level: 1, 2, 3

Keratoconjunctivitis sicca is much more complex than just a deficiency of tears. In this session, the speaker will explore insights into the disorder's pathophysiology and discuss sensible approaches to treatment, including new products and methods.

PET ANIMAL Urology & Nephrology

457 8 – 9 a.m.

Focus on Glomerular Disease

Shelly L. Vaden, DVM, Ph.D., DACVIM

Audience: V | Level: 3

This presentation will provide a practical overview of the diagnosis and management of glomerular diseases using current evidence.

458 9:15 a.m. – 10:15 a.m.

Micturition Disorders in Male Dogs: What We Don't Know Can Hurt Our Patients*Shelly L. Vaden, DVM, Ph.D., DACVIM*

Audience: V | Level: 2, 3

Although micturition disorders in male dogs seem to be on the rise, there is very little information to guide practitioners in their treatment. During this presentation, the speaker will discuss what factors appear to be the leading causes of incontinence in male dogs, as well as the diagnosis and management of these disorders.

459 10:30 – 11:30 a.m.

Urothelial Carcinoma: What's New?*Shelly L. Vaden, DVM, Ph.D., DACVIM*

Audience: V | Level: 2, 3

The recent introduction of novel tests for urothelial and transitional cell carcinoma have changed the landscape for the diagnostic approach to this disorder. During this presentation, attendees will learn how to use these new tests and interpret the results, as well as the implications an early diagnosis has for changing therapeutic approaches.

PRACTICE MANAGEMENT I

460 8 – 9 a.m.

Top Five Veterinary Practice Legal Mistakes*Edward J. Guiducci, J.D.*

Audience: V, MO | Level: 2, 3

Unfortunately, some veterinary practice owners repeatedly make decisions that can land them in a legal dispute. This session will focus on the five most common legal mistakes veterinary practices make and how to avoid them.

461 9:15 a.m. – 10:15 a.m.

Hiring, Firing, and Retaining Staff*Edward J. Guiducci, J.D.*

Audience: V, MO | Level: 2, 3

This session will inform veterinarians, practice owners, managers, and staff members involved in the hiring process about the legalities of interviewing, hiring, and firing employees. Attendees will learn how to conduct interviews that protect the practice from claims of discrimination, why employee manuals are so important, what to consider when writing job descriptions, and how to fire an employee without being sued.

462 10:30 – 11:30 a.m.

When and How to Prepare: Buyers and Sellers of Veterinary Practices*Edward J. Guiducci, J.D.*

Audience: V, MO, HS | Level: 2, 3

This session is designed to prepare attendees to successfully purchase or sell a practice. The speaker will cover topics pertinent to both buying and selling property, including corporate sales, succession planning, sale structure options, tax considerations, and associated risks.

463 1:30 – 2:30 p.m.

Veterinary Practice Ownership Agreements: Why are They Important?*Edward J. Guiducci, J.D.*

Audience: V, MO | Level: 2, 3

Practice owners do not know how strong their ownership agreements are until they are tested. This session will detail the importance of having an agreement between co-owners to govern the breakup of their practice, with a focus on options to ease the transition in the event a breakup occurs. Attendees will learn ways to avoid

a dispute between co-owners; how to resolve disagreements when they occur; and how to handle the improper conduct, disability, or death of a co-owner. Options for funding an owner buyout without harming the practice will also be covered.

464 2:45 – 3:45 p.m.

Practice Transactions: Due Diligence and Purchase Agreements*Edward J. Guiducci, J.D.*

Audience: V, MO | Level: 2, 3

Before signing on the dotted line, how thoroughly should potential buyers investigate a practice in order to get an accurate view of its value and potential? This session will focus on the process of due diligence, including when it should be conducted, reasonable levels of investigation, and how it is tied to the purchase contract.

465 4 – 5 p.m.

Commercial Lease Negotiations: What Practice Owners Need to Know*Edward J. Guiducci, J.D.*

Audience: V, MO | Level: 2, 3

Landlords are frequently aggressive in seeking one-sided leases that benefit their interests over their tenants'—which can lead to legal battles over fair terms. This session will explore common contract issues that veterinary practice owners need to understand prior to leasing a space for a new business, relocating an established practice, or taking over an existing lease as part of a practice purchase. The presenter will identify a variety of terms that landlords attempt to impose upon their tenants and discuss options for resolving disputes to obtain a fair lease agreement.

PRACTICE
MANAGEMENT II466 8 – 9 a.m.
Creating Value, Part I: Your Team
Dawn G. Burdette

Audience: V, T, MO, HS | Level: 2

Your team is the engine of your practice—and like any engine, it needs regular attention. Learn how to create more value for them, which in turn brings more value to your practice as well.

467 9:15 a.m. – 10:15 a.m.
Creating Value, Part II: Client Expectations
Dawn G. Burdette

Audience: V, T, MO, HS | Level: 2

Everyone today expects more value for less. Attend this session to find out what clients today expect and how to deliver more value for your clients and, ultimately, your practice.

468 10:30 – 11:30 a.m.
Creating Value, Part III: Preventive Care
Dawn G. Burdette

Audience: V, T, MO, HS | Level: 2

Emphasizing preventive medicine can increase the quality and frequency of patient care, decrease client costs over the lives of their pets, and boost practice revenue. In this session, attendees will learn ways to expand their practices' preventive care services.

469 1:30 – 2:30 p.m.
Creating Value, Part IV: Increasing Visits
Dawn G. Burdette

Audience: V, T, MO, HS | Level: 2

Many clients are not bringing their pets in often enough to benefit from all your services. This session will teach attendees how to use forward booking and

new technology to increase visits, thereby also increasing practice revenue.

470 2:45 – 3:45 p.m.
Creating Value, Part V: Boosting Profits
Dawn G. Burdette

Audience: V, T, MO, HS | Level: 2

Your clients today are price shopping everything they buy—including veterinary services and products. This session will explore ways to increase profits with slimmer margins.

471 4 – 5 p.m.
Creating Value, Part VI: Practice and Property
Dawn G. Burdette

Audience: V, T, MO, HS | Level: 2

The value of your practice is inextricably linked to the value of your property. Attend this session to learn what you can do to maximize the value of both.

PUBLIC HEALTH

472 8 – 9 a.m.
Traveling Ticks: Where They Are Headed and How to Keep Them Off Pets
Brian H. Herrin, DVM, Ph.D., DACVM (Parasitology)

Audience: V, T, HS, SS | Level: 1

This session will discuss the primary tick species that infest domestic animals in the U.S. and describe how to identify them. The speaker will explain the historical range of each species and track their current movement throughout North America. The benefits and drawbacks of the major tick preventives available for dogs and cats will be explored, along with some tips to encourage client compliance.

473 9:15 a.m. – 10:15 a.m.
Tick-Borne Disease Diagnostics: The Spot is Blue; Now What Do I Do?*Brian H. Herrin, DVM, Ph.D., DACVM (Parasitology)*

Audience: V, HS, SS | Level: 1, 2

This session will focus on the diagnostic challenges that tick-borne diseases pose and how to approach them in a systematic way. Attendees will be given a framework to aid them in developing a protocol that fits their clinic's specific needs.

474 10:30 – 11:30 a.m.
Flea Control: We've Entered a New Dimension
Brian H. Herrin, DVM, Ph.D., DACVM (Parasitology)

Audience: V, T, HS, SS | Level: 1

This session will cover the key principles of flea control and the variety of flea control products currently on the market. Topics of discussion will include managing recurring flea infestations, home infestations, flea allergy dermatitis, and other flea-borne diseases. The speaker will also offer suggestions for persuading skeptical clients to use year-round flea control and to comply with your other flea prevention recommendations.

475 1:30 – 2:30 p.m.
Zoonotic Intestinal Parasites: Protecting the Entire Family
Brian H. Herrin, DVM, Ph.D., DACVM (Parasitology)

Audience: V, HS, SS | Level: 1, 2

This session will cover the major intestinal parasites of dogs and cats that also pose a threat to humans, including the most appropriate diagnostic techniques and treatment strategies for their control and prevention. A portion of the lecture will be devoted

to discussing the emergence of multi-drug-resistant hookworms and what practitioners can do if a case pops up in their clinic.

476 2:45 – 3:45 p.m.
Giardia: Why Hasn't it Gotten Any Easier to Deal with this Infection?

Brian H. Herrin, DVM, Ph.D., DACVM (Parasitology)

Audience: V, SS | Level: 1, 2

This session will cover the basic components of diagnosing and treating *Giardia* infections in dogs and cats and discuss the zoonotic potential of *Giardia* strains, including how to talk to clients about these infections. Because many practitioners across the country are struggling with *Giardia* cases that are unresponsive to treatment, the speaker will share ways to improve the success of *Giardia* treatment protocols. (Spoiler: Sometimes it's still a struggle.)

477 4 – 5 p.m.
Managing TB in Captive Elephants

Randall Junge, DVM

Audience: V, T | Level: 2

Elephants in human care have been diagnosed with tuberculosis on several occasions. Zoo veterinarians, in conjunction with regulatory officials, have designed testing and treatment protocols for managing infected elephants, as well as occupational health programs for monitoring staff. These programs will be the subject of this presentation.

SHELTER ANIMAL

478 8 – 9 a.m.

Fear Free, Part I: Emotional Health in the Shelter

Brenda Griffin, DVM, M.S., DACVIM (SAIM), DABVP (SMP)

Audience: V, T, HS, SS, BT | Level: 1, 2

This session will introduce the cornerstones of Fear Free and discuss the emotional health of shelter animals. Attendees will learn about the stress response and its effect on animal behavior and health. Considering how cats and dogs perceive the shelter environment will enhance their understanding of how to reduce stress for both animals and people.

479 9:15 a.m. – 10:15 a.m.

Fear Free, Part II: How Animals are Feeling in the Shelter

Brenda Griffin, DVM, M.S., DACVIM (SAIM), DABVP (SMP)

Audience: V, T, HS, SS, BT | Level: 1, 2

This session will explore common emotional states of shelter animals and analyze their typical behavioral responses. Attendees will learn how to recognize when animals are feeling good emotionally, as well as how to identify when they are experiencing various forms of emotional distress.

480 10:30 – 11:30 a.m.

Fear Free, Part III: What Animals are Learning in the Shelter

Brenda Griffin, DVM, M.S., DACVIM (SAIM), DABVP (SMP)

Audience: V, T, HS, SS, BT | Level: 1, 2

Animals are always learning, regardless of whether we intend for them to do so. This session will explore how animals learn and the ways learning affects their behavior in the shelter.

Simple techniques for training and enrichment to improve emotional health will be introduced.

481 1:30 – 2:30 p.m.

Fear Free, Part IV: Animal Handling and Procedures

Brenda Griffin, DVM, M.S., DACVIM (SAIM), DABVP (SMP)

Audience: V, T, HS, SS, BT | Level: 1, 2

In this session, the fundamentals of Fear Free handling techniques will be discussed, including using a “considerate approach,” “touch gradient,” and “gentle control” when interacting with animals and performing necessary animal care procedures.

482 2:45 – 3:45 p.m.

Fear Free, Part V: Behavior Medications and Other Therapies

Brenda Griffin, DVM, M.S., DACVIM (SAIM), DABVP (SMP)

Audience: V, T, HS, SS, BT | Level: 1, 2

In this session, the use of medications and other products to reduce fear, anxiety, stress, and frustration will be

IF YOU WORK AT AN ANIMAL SHELTER, WE WANT TO SEND YOU TO THE MVC FOR FREE.

Most shelters work hard to stretch limited funds to care for as many animals as possible—and little is left over for anything else, including education. Through support from the Ohio Animal Health Foundation, the MVC is able to offer scholarships to help offset these costs so shelter workers can gain valuable training.

Learn more on page 83 and apply online at www.mvcinfo.org/shelter by Dec. 20.

discussed. The speaker will also share case examples and protocols designed to help shelter animals adjust to and cope with shelter life and handling.

483 4 – 5 p.m.

Fear Free, Part VI: Daily Monitoring and Care

Brenda Griffin, DVM, M.S., DACVIM (SAIM), DABVP (SMP)

Audience: V, T, HS, SS, BT | Level: 1, 2

In this session, a series of case examples will illustrate daily observation of shelter animals and response to their needs. Fear Free concepts will be applied in order to provide care that reduces fear, anxiety, stress, and frustration while simultaneously improving welfare, safety, and adoptability.

SMALL RUMINANTS

484 8 – 9 a.m.

Abortion and Fetal Wastage in Goats and Sheep

Joan Dean Rowe, DVM, MPVM, Ph.D.

Audience: V | Level: 2

This session will explore approaches to diagnosis and management of common causes of abortion; herd strategies to decrease risk of contagious abortion; and minimizing zoonotic potential. The speaker will also discuss emerging causes of abortion, monitoring abnormal pregnancies, and approaches to causes of undiagnosed abortion.

485 9:15 a.m. – 10:15 a.m.

Adding Sheep and Goat Clients to Your Practice

Joan Dean Rowe, DVM, MPVM, Ph.D.

Audience: V | Level: 1

This session will cover how to develop long-term, herd-based preventive practices with goat and sheep clients in a variety of herd and flock settings. The

speaker will discuss transitioning from individual emergencies to preventive health programs, core preventive health management programs, and using standard operating protocol (SOP) approaches to medication use.

486 10:30 – 11:30 a.m.

Mastitis and Milk Quality in Small Ruminants

Pamela L. Ruegg, DVM, MPVM

Audience: V | Level: 1, 2

Milking goats and sheep are not small cows, and the presentation and behavior of bacteria vary in these species as compared to mastitis in dairy cows. Management of mastitis is also more complex in these species, because few drugs are approved for use in small ruminants, and little research exists to validate treatment protocols. This overview of mastitis in small ruminants will discuss definitions, common pathogens, preventive strategies, milk quality goals, and use of antibiotics in small ruminants, with emphasis on milking goats.

487 1:30 – 2:30 p.m.

Small Ruminant Gross Necropsy: The Basics

Corrie C. Brown, DVM, Ph.D., DACVP

Audience: V, T | Level: 2, 3

Necropsies need not be complicated. By following a systematic procedure and using the “six steps” approach, practitioners can effectively examine all tissues, collect appropriate samples, and submit them to a laboratory for optimal processing and diagnosis. A field necropsy of small ruminants is easily accomplished and saves the owner the problem of transporting the carcass to the laboratory. This session will review the procedure and highlight some of the most common diseases that can be diagnosed through gross necropsy.

488 2:45 – 3:45 p.m.

Blocked Goats: Medical and Surgical Management

Joseph W. Lozier, DVM, M.S.

Audience: V | Level: 1, 2, 3

Goats and sheep are becoming increasingly popular—not just for exhibition, but as pets as well—which means practitioners could be seeing more of these patients. This session will summarize obstructive urolithiasis in small ruminants, including etiologies and risk factors, as well as emergency, medical, and surgical therapies. The speaker will also discuss novel surgical techniques that may provide longer-term success in refractory cases.

489 4 – 5 p.m.

Covering Both Ends: Dehorning and Teaser Preparation in Goats

Joseph W. Lozier DVM, M.S.

Audience: V | Level: 1

This session will begin with a discussion of disbudding and surgical dehorning of goats, followed by teaser ram preparation.

STAFF DEVELOPMENT

490–491 8 – 10:15 a.m.

Embracing Change: The Why and The How

Mia Cary, DVM

Audience: V, T, MO, HS, SS, BT | Level: 2

Change is constant, yet it can be quite challenging—even when well intentioned. In this interactive, two-part session, attendees will explore change adaptation on both a personal and professional level. This workshop is for anyone who wants to grow as a change agent, as well as those who

wish to be a force for positive change but at times feel constrained by colleagues or their environment.

492-493 10:30 - 11:30; 1:30 - 2:30
**Prioritizing Prioritization:
 The Why and The How**

Mia Cary, DVM

Audience: V, T, MO, HS, SS, BT | Level: 2
 Whether you are an individual contributor, manage a team, or run a practice, a critical element of successful leadership is effective prioritization. Why is this so difficult, and why do so many suffer from initiative overload? This interactive, two-hour session will discuss why effective prioritization is so critical, why it is often a challenge, and how and when to say no.

494-495 2:45 - 5 p.m.
The Collaboration Imperative

Mia Cary, DVM

Audience: V, T, MO, HS, SS, BT | Level: 2
 Most of us do not have the luxury of choosing the individuals we work with. We can, however, choose an approach of working together that maximizes impact and increases the quality and speed of our decision making. Join this interactive, two-part session to discuss the characteristics of an effective team and how you can build your own personal roadmap for collaboration effectiveness.

TECHNICIAN I

496 8 - 9 a.m.
**Waste Anesthetic Gases:
 The Invisible Threat**

*Heidi Reuss-Lamky, LVT, VTS
 (Anesthesia/Analgesia, Surgery), FFCP*

Audience: V, T, HS, SS | Level: 1, 2, 3

This in-depth presentation will cover numerous inhalant anesthetics and discuss

the potential risks associated with direct exposure to waste anesthetic gases. Attendees will also learn a variety of safety measures to protect themselves from unnecessary exposure.

497 9:15 a.m. - 10:15 a.m.
**Anesthetic Monitors:
 Understanding Their Use
 and Limitations**

*Heidi Reuss-Lamky, LVT, VTS
 (Anesthesia/Analgesia, Surgery), FFCP*

Audience: V, T | Level: 1, 2

Technicians interpret data from anesthetic monitors on a routine basis. This session will cover various monitoring modalities used in assessing the anesthetized patient, including esophageal stethoscope, ECG, blood pressure, pulse oximetry, capnography, and temperature. The speaker will also detail common pitfalls and precautions that should be taken while interpreting the data these tools provide.

498 10:30 - 11:30 a.m.
**Opioid Crisis? Nerve Blocks
 to the Rescue!**

*Heidi Reuss-Lamky, LVT, VTS
 (Anesthesia/Analgesia, Surgery), FFCP*

Audience: V, T | Level: 3

This presentation will cover a number of locoregional anesthetic techniques, as well as detailed instructions and video demonstrations on how to perform each. The speaker will explain nerve block techniques including brachial plexus, Bier, RUM (ring), intercostal, intra-articular and intratesticular blocks, epidural analgesia, and much more!

499 1:30 - 2:30 p.m.
**Beating the Bugs: Sterilization
 is Instrumental**

*Heidi Reuss-Lamky, LVT, VTS
 (Anesthesia/Analgesia, Surgery), FFCP*

Audience: V, T | Level: 1, 2, 3

The responsibility of surgical instrument care is often thrust upon veterinary technicians, so it is important they understand industry standards of proper sterilization practices. During this presentation, attendees will learn the science behind and importance of proper surgical instrument processing, including the role of ultrasonic cleaning devices and appropriate use of steam sterilization. Various methods to assure quality control during the sterilization process will be discussed in detail. The information presented will be especially beneficial to technicians interested in pursuing a surgical specialty through the Academy of Veterinary Surgical Technicians.

500 2:45 - 3:45 p.m.
**Canine Elbow Dysplasia:
 How Lame!**

*Heidi Reuss-Lamky, LVT, VTS
 (Anesthesia/Analgesia, Surgery), FFCP*

Audience: V, T, SS | Level: 1, 2, 3

Canine elbow dysplasia (CED) is a common cause of forelimb lameness in young large breed dogs. During this presentation, attendees will learn the clinical signs, best diagnostic tests, current surgical treatments, and prognosis for the various causes of CED. Other potential causes of forelimb lameness in dogs will also be discussed.

501 4 – 5 p.m.
Role of the Veterinary Surgical Technician
Heidi Reuss-Lamky, LVT, VTS (Anesthesia/Analgesia, Surgery), FFCP
 Audience: T | Level: 1, 2, 3
 Often described as the surgeon's primary assistant, the veterinary surgical technician (VST) plays an important role on the surgical team. This session will discuss the notable features of a great scrub nurse, which include knowledge of the surgical procedure, familiarity with the surgeon's preferences and needs, and the ability to anticipate what's next—both in normal circumstances and even when things go wrong. Attendees will learn how VSTs can augment the veterinarian's recommendations to the client regarding their pets' surgical procedures and assist with client education during the pre-, intra- and post-operative phases of care.

TECHNICIAN II

502 8 – 9 a.m.
Feeding Puzzles: Nutrition and Enrichment
Ann E. Wortinger, BIS, LVT, VTS (ECC, SAIM, Nutrition), FFCP
 Audience: V, T, SS, BT | Level: 1
 Companion animals did not evolve to eat their meals out of a convenient bowl—that has only been an option during the last century of their development. This session will explore the use of feeding puzzles to help prolong the meal, increase interactivity, and provide mental stimulation. With all these benefits, what's not to love?

503 9:15 – 10:15 a.m.
BEG Diets and DCM in Dogs
Ann E. Wortinger, BIS, LVT, VTS (ECC, SAIM, Nutrition), FFCP
 Audience: V, T, HS, SS | Level: 1
 There is ongoing research into the increase in cases of canine dilated cardiomyopathy (DCM) in non-traditional breeds. A large number of the affected dogs have been fed BEG diets—that is, foods from *boutique* companies containing *exotic* and/or *grain-free* ingredients. This session will review what these investigations have so far revealed and what recommendations to make to clients regarding their dogs' diet plans.

504 10:30 – 11:30 a.m.
Busting Nutrition Myths
Ann E. Wortinger, BIS, LVT, VTS (ECC, SAIM, Nutrition), FFCP
 Audience: T, SS | Level: 1
 This session will address five common nutrition myths and the truth (or lack thereof) behind them—in a format much less messy than the myth busters you see on TV. These five myths include: Meat by-products are inferior to whole meat in a diet; feeding trials are not necessary; pet food preservatives are bad; all foods are created equal; and corn is bad.

506 1:30 – 2:30 p.m.
Prebiotics and Probiotics in the Diet
Ann E. Wortinger, BIS, LVT, VTS (ECC, SAIM, Nutrition), FFCP
 Audience: T, SS | Level: 1
 Various additives and nutritional supplements have long been used in the management of disease, but what exactly are prebiotics and probiotics doing in the intestines? This session will discuss how pre- and

probiotics are used to help manage a variety of disease processes and discuss whether they are effective and beneficial to patients.

507 2:45 – 3:45 p.m.
Nutritional Management for Vomiting and Diarrhea
Ann E. Wortinger, BIS, LVT, VTS (ECC, SAIM, Nutrition), FFCP
 Audience: V, T, SS | Level: 2
 Vomiting and diarrhea are two of the problems most commonly seen in veterinary practice. Despite their effects, patients must continue to eat while suffering through these symptoms. This session will cover what nutrients have been found to be most effective in managing these problems and how to effect a positive outcome for patients.

508 4 – 5 p.m.
Is a VTS in your Future?
Ann E. Wortinger, BIS, LVT, VTS (ECC, SAIM, Nutrition), FFCP
 Audience: T | Level: 1
 Veterinary medicine is becoming more and more specialized, and as a consequence, it is no longer unusual to see emergency hospitals, specialty clinics, and referral practices popping up with increasing frequency. How can veterinary technicians demonstrate that they, too, have attained a higher level of skills and learning? By pursuing a veterinary technician specialty, that's how! In this session, attendees will find out how to obtain VTS status.

WELLNESS

509 8 – 9 a.m.
Stress, Mental Health, and Wellbeing in Veterinary Medicine

Elizabeth B. Strand, Ph.D., LCSW

Audience: V, T, PM, HS, SS | Level: 1

This presentation will review current research about the levels of stress, mental illness, and wellbeing among veterinary practitioners, as well as the sources of challenge and support.

510 9:15 – 10:15 a.m.
Stress Management, Neural Integration, and the Healthy Mind Platter

Elizabeth B. Strand, Ph.D., LCSW

Audience: V, T, PM, HS, SS | Level: 1, 2

This presentation will review the evidence-based reasons and tools for managing stress from a brain-based perspective.

511 10:30 – 11:30 a.m.
Stress and Conflict in the Veterinary Team: How Wellbeing is Affected

Elizabeth B. Strand, Ph.D., LCSW

Audience: V, T, PM, HS, SS | Level: 1, 2

This session will discuss conflict on the veterinary team and how stress management can alleviate the effects of conflict.

512 1:30 – 2:30 p.m.
Values and Wellbeing: A Life Map for Healthy Decision Making

Elizabeth B. Strand, Ph.D., LCSW

Audience: V, T, PM, HS, SS | Level: 1, 2

This presentation will guide attendees through a process of clarifying values and wellbeing needs and discuss methods for moving toward strong life values.

513 2:45 – 3:45 p.m.
Tools for Managing Emotional Labor and Moral Stress

Elizabeth B. Strand, Ph.D., LCSW

Audience: V, T, PM, HS, SS | Level: 1, 2

This session will provide experiential techniques for effectively managing emotional labor and moral stress in the veterinary environment.

514 4 – 5 p.m.
Circle of Life Approach to Wellbeing

Elizabeth B. Strand, Ph.D., LCSW

Audience: V, T, PM, HS, SS | Level: 1, 2

This session will guide participants through a self-assessment and goal-setting process to establish and cultivate individual self-care practices.

.....

The Ohio Veterinary Medical Association is pleased to provide a comprehensive educational program at the Midwest Veterinary Conference. However, please be aware that OVMA does not endorse and cannot be responsible for speakers' content.

WORKSHOPS

C

8:30 – 11:30 a.m.

Changing Perspective: Fear Free, A Kind Approach

Tabitha Kucera, RVT, CCBC, KPA-CTP

Audience: T | Level: 1 | CE: 3 hours | Max capacity: 20 | Pre-Reqs: Sessions 313 and 314 strongly recommended. | Fee: \$125

The benefits of Fear Free are vital and inspiring for anyone who works with animals. Fear Free techniques can help reduce fear, anxiety, and stress in animals—thus making the veterinary hospital and/or shelter an overall less stressful and happier place for animals, visitors, employees, and volunteers. When an animal's fear and anxiety are reduced, there is a lower likelihood of bites, scratches, and other injuries to caregivers. This practical, hands-on lab will describe and demonstrate how to handle and restrain cats and dogs using Fear Free techniques. In this workshop, participants will be guided through a Fear Free exam from start to finish through animal demonstrations, interactive discussions, and exercises.

ANIMAL BEHAVIOR

600 8 – 9 a.m.

**Don't Leave Me This Way!
How to Approach Canine
Separation Anxiety***Katherine E. Pankratz, DVM, DACVB*

Audience: V, BT | Level: 1

In this session, attendees will learn to recognize canine separation anxiety as a behavioral condition and find out how common the condition is. The speaker will explain how to differentiate canine separation anxiety from other potential differential diagnoses and describe how to design a rational approach for its treatment. Indications for and contraindications of drugs to treat canine separation anxiety will also be discussed.

601 9:15 – 10:15 a.m.

**Cognitive Dysfunction: What's
Going On? Where Am I? Who
Am I?***Katherine E. Pankratz, DVM, DACVB*

Audience: V, BT | Level: 1

In this session, attendees will learn how to identify the signs of cognitive dysfunction and differentiate it from other medical and behavior problems. The presenter will describe how to distinguish factors that might be associated with cognitive dysfunction and how they contribute to this disease's prognosis. By the end of the hour, participants will be able to create a comprehensive treatment plan for a cognitive dysfunction case that includes environmental management, behavior modification, pharmacology, and diet.

602 10:30 – 11:30 a.m.

**You Spin Me Right Round, Baby,
Right Round: How to Approach
Compulsive Disorders***Katherine E. Pankratz, DVM, DACVB*

Audience: V, BT | Level: 1

This session will explain what a compulsive disorder is, provide examples, and differentiate between normal and abnormal expressions of repetitive behavior. Attendees will learn how to distinguish factors that might be associated with compulsive disorders, as well as create a comprehensive treatment plan that includes environmental management, behavior modification, and pharmacology.

603 1 – 2 p.m.

**Feline Aggression: Taming the
Crouching Tiger's Hidden Dragon***Katherine E. Pankratz, DVM, DACVB*

Audience: V, BT | Level: 1

This session will identify the various types of feline aggression and describe specific prevention recommendations. Assessing risk in aggression cases will also be covered, as well as recommended methods to decrease risk. Participants will learn how to create a comprehensive aggression treatment plan that considers environmental management, behavior modification, and, if indicated, pharmacology.

604–605 2:15 – 4:30 p.m.

**Pee Afraid, Pee Very Afraid:
How to Approach Feline
House Soiling***Katherine E. Pankratz, DVM, DACVB*

Audience: V, BT | Level: 1

In this two-part session, the speaker will discuss a variety of motivations behind feline house soiling and describe the main considerations in the work-up and diagnosis of a cat presenting

with this problem. Attendees will learn the similarities and differences in the treatment of feline toileting and feline marking, and by the end of the session, be able to design a comprehensive treatment plan that includes environmental management, behavior modification, and medication.

EQUINE

606 8 – 9 a.m.

**Pitfalls of Select
Perineural Anesthesia***Gary M. Baxter, VMD, M.S., DACVS*

Audience: V | Level: 1, 2

Perineural anesthesia has been a mainstay of equine lameness diagnoses for decades. However, the more we learn about these techniques, the more we may need to temper the interpretation of these blocks. This session will discuss the potential risks that have been found to occur with use of perineural anesthesia, including diffusion of anesthetic, depositing anesthetic into synovial structures, and varied regions of desensitization. Being aware of these risks is necessary to accurately interpret the results of perineural anesthesia!

607 9:15 – 10:15 a.m.

**Pitfalls of Select
Intrasynovial Anesthesia***Gary M. Baxter, VMD, M.S., DACVS*

Audience: V | Level: 2, 3

Being able to perform intrasynovial anesthesia is a very useful skill when evaluating lameness in horses, as it is considered to be more specific in localizing the cause of lameness than perineural anesthesia. However, not all intrasynovial cavities are easy to inject, and some are more specific than others. In this session, attendees will learn the challenges these injections present

to enhance their ability to both perform the procedure and to accurately interpret the results.

608 10:30 – 11:30 a.m.

Select Lameness Cases

Gary M. Baxter, VMD, M.S., DACVS

Audience: | Level:

Clinicians learn something from each horse they treat, which greatly impacts the way they practice veterinary medicine. This session will present a variety of lameness cases to illustrate this point.

FOOD ANIMAL

609 8 – 9 a.m.

Back to the Basics: Evaluating the Economic Impact of Mastitis

Pamela L. Ruegg, DVM, MPVM

Audience: V | Level: 1, 2

Dairy farmers are under tremendous economic stress, which has led some to consider cutting commonly recommended management practices—including mastitis prevention. Consequently, many veterinarians are now fielding questions on whether it is cost effective—or whether it can be cut. This session will provide data about the costs of mastitis relative to the benefits of common management practices under several herd scenarios.

610 9:15 – 10:15 a.m.

Perception or Reality? How Dairy Farmers Use Antibiotics on Large Farms

Pamela L. Ruegg, DVM, MPVM

Audience: V | Level: 1, 2, 3

Antibiotic use in food animals is a hot topic that many people talk about but don't fully understand—which has created many misconceptions. This

session will use standardized metrics to review comprehensive data on antibiotic use in adult cows and pre-weaned calves from 40 large, conventional dairy farms in Wisconsin. The presenter will also compare antibiotic use among farms and discuss risk factors associated with greater usage.

611 10:30 – 11:30 a.m.

Doc, Do I Really Need to Use Dry Cow Therapy?

Pamela L. Ruegg, DVM, MPVM

Audience: V | Level: 1, 2, 3

For decades, most dairy farmers have used dry cow antibiotic therapy in all quarters of all cows at the end of every lactation. This recommendation originated during a time when many cows were chronically infected and antibiotic use was not questioned. As milk quality has improved and the use of antibiotics has come under greater scrutiny, the implementation of selective dry cow programs has accelerated. In this presentation, the speaker will share research-based guidelines that can be used to identify situations in which targeted use of dry cow therapy may be appropriate.

HOLISTIC & INTEGRATIVE MEDICINE

612 8 – 9 a.m.

Essential Oils, Part I: Biochemistry and Safety in Animals

John J. Hanover, DVM

Audience: V, T, HS, SS, BT | Level: 1

This lecture will introduce attendees to the chemical composition of various essential oils and describe how this relates to whether they can safely be

used in animals. The issue of evaluating essential oils' quality and purity will also be discussed.

613 9:15 – 10:15 a.m.

Essential Oils, Part II: Ancient Art Meets Modern Science

John J. Hanover, DVM

Audience: V, T, HS, SS, BT | Level: 1

After a brief review of the history of essential oil use, this lecture will describe scientific studies indicating their effectiveness in many clinical applications.

614 10:30 – 11:30 a.m.

Essential Oils, Part III: Practice Tips for Dogs and Cats

John J. Hanover, DVM

Audience: V, T, MO, HS, SS, BT | Level: 1, 2

This lecture will explore the most common veterinary issues that can be addressed with essential oils. Appropriate use of essential oils will also be covered, including dosing, route of administration, frequency, and safety.

615 1 – 2 p.m.

Essential Oils, Part IV: Practice Tips for Horses

John J. Hanover, DVM

Audience: V, T, MO, HS, SS, BT | Level: 1, 2

In this session, attendees will learn about the most common issues in horses that can be addressed with essential oils. The discussion will cover the appropriate use of essential oils, including dosing, route of administration, frequency, and safety.

616 2:15 – 3:15 p.m.

Essential Oils, Part V: Enhancing Other Modalities

John J. Hanover, DVM

Audience: V, T | Level: 1, 2

This lecture will discuss the synergism of using essential oils in conjunction with

other modalities, including chiropractic, acupuncture, and homotoxicology.

617 3:30 – 4:30 p.m.

Essential Oils, Part VI: Supplement Enhancement

John J. Hanover, DVM

Audience: V, T | Level: 1, 2

This session will explore benefits of using essential oils in conjunction with supplements and/or using supplements that contain active essential oils. Attendees will also learn how oils may increase absorption and intracellular nutrition.

PET ANIMAL Endocrinology

618 8 – 9 a.m.

Monitoring Cushingoid Dogs on Trilostane: What's New?

Patty A. Lathan, VMD, M.S., DACVIM

Audience: V | Level: 2

The primary goals of treating hyperadrenocorticism in dogs are to improve clinical signs and to avoid oversuppression. Historically, practitioners have used clinical signs in combination with an ACTH stimulation test to monitor these patients. In this lecture, we will discuss a newer monitoring method and discuss when it is appropriate.

619 9:15 – 10:15 a.m.

Addison's Disease: A Case-Based Update

Patty A. Lathan, VMD, M.S., DACVIM

Audience: V | Level: 2

This session will use case examples to illustrate how to treat Addisonian dogs with steroids, as well as different presentations of Addison's disease.

620 10:30 – 11:30 a.m.

Treating Dogs and Cats with Diabetes Mellitus

Patty A. Lathan, VMD, M.S., DACVIM

Audience: V | Level: 1

This session will discuss the current recommendations for treatment of patients with diabetes mellitus.

621 1 – 2 p.m.

Monitoring Patients with Diabetes Mellitus

Patty A. Lathan, VMD, M.S., DACVIM

Audience: V | Level: 2

This lecture will explore different modalities of monitoring patients with diabetes mellitus.

622 2:15 – 3:15 p.m.

Other Feline Endocrinopathies

Patty A. Lathan, VMD, M.S., DACVIM

Audience: V | Level: 2

This session will introduce attendees to feline hyperadrenocorticism, acromegaly, and hyperaldosteronism.

623 3:30 – 4:30 p.m.

Getting to the Bottom of PU/PD

Patty A. Lathan, VMD, M.S., DACVIM

Audience: V | Level: 1

In this lecture, the speaker will discuss the various causes of polyuria/polydipsia (PU/PD) and how to approach a patient with PU/PD.

PET ANIMAL Exotics

624 8 – 9 a.m.

Dental Disease in Rabbits and Rodents

Jennifer E. Graham, DVM, DABVP (Avian / Exotic Companion Mammal), DACZM

Audience: V, T | Level: 1, 2

This lecture will review dental anatomy, physiology, and pathology of rabbits

and guinea pigs. Assessment and treatment of common dental disease will be covered, along with a brief overview of dental equipment useful for treating these species.

625 9:15 – 10:15 a.m.

Infectious Disease in Ferrets, Rabbits, and Rodents

Jennifer E. Graham, DVM, DABVP (Avian / Exotic Companion Mammal), DACZM

Audience: V, T | Level: 1, 2

This lecture will provide an overview of the diagnosis and treatment of common infectious diseases in ferrets, rabbits, and rodents.

626 10:30 – 11:30 a.m.

Ferret Medicine

Jennifer E. Graham, DVM, DABVP (Avian / Exotic Companion Mammal), DACZM

Audience: V, T, HS, SS | Level: 1, 2

Ferrets are a popular small mammal pet that may present to your practice for care. This lecture will discuss unique anatomic and physiologic traits of ferrets, along with an overview of the management of common medical problems.

627 1 – 2 p.m.

Backyard Poultry Medicine

Jennifer E. Graham, DVM, DABVP (Avian / Exotic Companion Mammal), DACZM

Audience: V, T, HS, SS | Level: 1, 2

Backyard poultry represent a growing segment of the companion animal veterinary market. This lecture will cover the basics of backyard poultry husbandry and medicine.

628 2:15 – 3:15 p.m.

The Critical Bird

Jennifer E. Graham, DVM, DABVP (Avian / Exotic Companion Mammal), DACZM

Audience: V, T, HS, SS | Level: 1, 2

Because birds are prey species, they hide signs of illness to avoid

predation. As such, most birds presenting in an emergency situation have significant underlying disease. The average bird owner is not aware of subtle signs of illness and may give a history of acute onset of illness, but physical examination of the bird reveals changes more consistent with chronic disease. This presentation will review the approach and decision-making process for critical avian patients. Essentials of initial history taking, physical examination, and stabilization will be discussed, along with common emergency presentations.

629 3:30 – 4:30 p.m.

Exotics in the E.R.: Top 10 Treatment Mistakes

Jennifer E. Graham, DVM, DABVP (Avian / Exotic Companion Mammal), DACZM

Audience: V, T, MO, HS, SS | Level: 1, 2

Do you know that GI stasis is not a diagnosis in small mammal patients? Do you know that rabbits in a critical state are often hypothermic, hyperglycemic, azotemic, and can also appear to have an obstruction pattern on abdominal films—and that all these conditions can resolve with aggressive supportive care measures? If you answered no to any of these questions, attend this session to learn about 10 common mistakes made when treating exotic companion mammal species in the emergency room.

PET ANIMAL Liver & Biliary

630 8 – 9 a.m.

Approach to Increased Liver Enzymes in the Dog

Jonathan A. Lidbury, BVMS, MRCVS, Ph.D., DACVIM, DECVIM-CA

Audience: V, T | Level: 1, 2

This lecture will focus on the diagnostic approach to the dog with persistently

elevated serum liver enzyme activities. Common diagnostic tests used to evaluate the canine liver will be reviewed, as well as a staged approach to evaluating these patients.

631 9:15 – 10:15 a.m.

Getting the Most Out of the Liver Biopsy

Jonathan A. Lidbury, BVMS, MRCVS, Ph.D., DACVIM, DECVIM-CA

Audience: V, T | Level: 1, 2

This lecture will highlight strategies to extract as much information as possible from the liver biopsy. The risks associated with and contraindication for this procedure will also be discussed.

632 10:30 – 11:30 a.m.

Chronic Hepatitis in Dogs: Diagnostic and Therapeutic Dilemmas

Jonathan A. Lidbury, BVMS, MRCVS, Ph.D., DACVIM, DECVIM-CA

Audience: V, T | Level: 1, 2

This lecture will focus on canine copper-associated and idiopathic chronic hepatitis. The pathophysiology, diagnosis, and management of these diseases will be discussed.

633 1 – 2 p.m.

Feline Hepatic Lipidosis: Optimizing Outcomes

Jonathan A. Lidbury, BVMS, MRCVS, Ph.D., DACVIM, DECVIM-CA

Audience: V, T | Level: 1, 2

This lecture will discuss the pathogenesis, clinical features, and treatment of feline hepatic lipidosis. Practical strategies for therapy will be emphasized.

634 2:15 – 3:15 p.m.

Feline Cholangitis and Triaditis

Jonathan A. Lidbury, BVMS, MRCVS, Ph.D., DACVIM, DECVIM-CA

Audience: V, T | Level: 1, 2

This lecture will discuss current theories as to why cats develop cholangitis and triaditis. In addition, the clinical features, laboratory findings and definitive diagnosis of these diseases will be outlined, as well as practical strategies for their treatment.

635 3:30 – 4:30 p.m.

Canine and Feline Hepatology Case Studies

Jonathan A. Lidbury, BVMS, MRCVS, Ph.D., DACVIM, DECVIM-CA

Audience: V, T | Level: 1, 2

In this session, several cases of dogs and cats with liver disease will be presented. Each will highlight important learning issues for frequently diagnosed diseases and some important but less-common diseases. Audience participation will be encouraged.

PRACTICE MANAGEMENT I

636–637 8 – 10:15 a.m.

What's Up and Coming in Veterinary Medicine?

Adam Little, DVM

Audience: | Level:

This two-part session will break down major trends in pet care and veterinary medicine and discuss how they are converging to create new opportunities for veterinarians and their practices. The speaker will incorporate opportunities for participants to see how they compare to their peers, using both industry data and live, in-session feedback.

638 10:30 – 11:30 a.m.
**Unpacking Telehealth:
 The Why, What, and How
 of Virtual Care**

Adam Little, DVM

Audience: | Level:

As clients seek a more immediate, personalized, always-on relationship with their veterinarians, how can practices meet these needs? Is telehealth a way for practices to provide the experience their clients desire, or is it a distraction from the core services and business that the clinic already provides? This session will explore the options available to veterinary practices that are considering taking the plunge into virtual care.

639 1 – 2 p.m.
Virtual Care, Part I: Statistics

Aaron Smiley, DVM

Audience: V, T, MO, HS | Level: 1

What are the most common types of cases veterinarians see virtually? This session will share data from 1,500 virtual care cases.

640 2:15 – 3:15 p.m.
**Virtual Care, Part II:
 Getting Started**

Aaron Smiley, DVM

Audience: V, T, MO, HS | Level: 1

Virtual care uses technology to enable detailed communication between clients and veterinarians via text message, video, or phone calls. Sounds simple, but how do you get started? This lecture will explore practical steps to introduce virtual care into a veterinary practice.

641 3:30 – 4:30 p.m.
Virtual Care, Part III: Case Studies

Aaron Smiley, DVM

Audience: V, T | Level: 2

With a valid veterinarian-client-patient relationship (VCPR), veterinarians can diagnose problems and prescribe medication remotely—but what situations are best suited for virtual care? This session will explore what cases can be diagnosed remotely versus what cases need to be seen in person.

**PRACTICE
 MANAGEMENT II**

642 8 – 9 a.m.
Learn to Lead in Your Clinic

Kelly L. Cronin, VTS ECC, CVT

Audience: T, MO, HS, SS | Level: 2

This session will cover requirements, advantages, and disadvantages of leadership roles, how to advance into these positions, and strategies to work with difficult personalities and influence team culture. The speaker will explain the creation and implementation of a leadership job description, in particular that of the lead technician. Attendees will be encouraged to share and discuss their own experiences in leadership.

643 9:15 – 10:15 a.m.
**Foundations of the Lead
 Technician Position**

Kelly L. Cronin, VTS ECC, CVT

Audience: T, MO, HS, SS | Level: 3

This session will explore the typical duties of the lead technician, including scheduling, training, personal relations, interviewing, discipline, and team building. Attendees will learn what items they need to have in their

toolbox, including standard forms, a strong disciplinary policy, training presentations, and more. The speaker will also offer suggestions on a variety of computer and web-based tools—such as Evernote, Google Docs, Dropbox, etc.—lead technicians can use to streamline day-to-day activities.

644 10:30 – 11:30 a.m.
**Creating and Implementing
 a Training Program**

Kelly L. Cronin, VTS ECC, CVT

Audience: V, T, MO, HS, SS | Level: 3

This session will cover various aspects of establishing a training program in the veterinary clinic, including how to create a training plan, motivate employees, avoid setbacks in training, and develop quizzes to assess employee knowledge. Basic training templates that can be customized to each individual clinic will be provided. Attendees will be invited to share and discuss both positive and negative experiences with training in their own hospitals.

645 1 – 2 p.m.
**It's All Fun and Games Until
 Someone Calls H.R.**

Kelly L. Cronin, VTS ECC, CVT

Audience: V, T, MO, HS, SS | Level: 2, 3

This session will explore human relations-related topics and considerations for the veterinary clinic. Attendees will learn what questions can and cannot be asked during job interviews and legal ways to get pertinent information on a candidate's performance and attendance history. The speaker will also discuss ways to source new employees, retention methods, disciplinary policy, proper documentation, and termination procedures.

646 2:15 – 3:15 p.m.

Marketing: From Budgeting to Implementation*Kelly L. Cronin, VTS ECC, CVT*

Audience: V, T, MO, HS, SS, BT | Level: 2, 3
This session will explore a wide variety of marketing methods, from traditional means (direct mail, newspaper ads, radio, TV, etc.) to modern approaches (Google Adwords, social media, search engine optimization, etc.). The speaker will explain how to create newsworthy events and how to write and distribute press releases about them. Attendees will also learn how to use their practice software to market to current clients.

647 3:30 – 4:30 p.m.

Social Media with Style*Kelly L. Cronin, VTS ECC, CVT*

Audience: V, T, MO, HS, SS, BT | Level: 2, 3
In today's technology-based culture, it seems like almost everyone is on social media—including pet owners. This session will introduce attendees to the wide range of social media platforms that are popular today and provide them with a solid understanding of how to use social media to reach both current and potential clients. The presenter will discuss the rules of engagement, tips for timing posts, how to personalize content, and the importance of storytelling.

PUBLIC HEALTH

648A 8 – 8:30 a.m.

Antimicrobial Resistance: More Than a Buzzword*Macon Z. Overcast, B.A., B.S.*

Audience: V, T, HS, SS | Level: 1, 2, 3
How do community networks impact antimicrobial resistance (AMR) in Ohio cattle? Current research makes use of computer simulations, remote

sensors, and census data to answer this question. This 30-minute session will discuss the current consensus of AMR, preliminary trends in antimicrobial-use decision making on farms, and antimicrobial stewardship resources for veterinary healthcare workers.

648B 8:30 – 9 a.m.

Homelessness and Pet Ownership*Paola Rullan Oliver, MPH*

Audience: V, T, MO, HS, SS, BT | Level: 1
A survey of homeless individuals in Columbus, Ohio, aimed to determine the relationship between homelessness and relinquishment of animal companions, the roles of pets in the lives of homeless pet owners, and the differences in utilization of public services between homeless pet owners and non-pet owners. This half-hour session will discuss what the survey found and what it means for the veterinary community.

649 9:15 – 10:15 a.m.

Parasites: What's New, and Should I Worry?*Antoinette E. Marsh, J.D., M.S., Ph.D.*

Audience: V, T, HS | Level: 1
This session will review veterinary parasitology-related cases that have appeared in the news over the past year, including those with a potential or recognized zoonotic risk. The speaker will discuss at least one public health reason why routine fecal examinations are still needed.

650 10:30 – 11:30 a.m.

May the Microbes be Ever in Your Favor: Enteritis and the Gut Microbiome*Vanessa L. Hale, MAT, DVM, Ph.D.*

Audience: V, T | Level: 1
Colonization resistance is the ability of a native microbial community to resist

invasion and expansion of microbial pathogens, and it occurs both directly and indirectly within a healthy microbial community. The gut microbiome—i.e., a collection of organisms living within the gut—has been increasingly tied to health and wellness. This session will highlight the role of the gut microbiome in colonization resistance against common enteritis-causing pathogens.

RECENT GRADS & GENERAL PRACTICE

651–652 8 – 10:15 a.m.

Clinical Pearls*Michael Schaer, DVM, DACVIM (SAIM), DACVECC*

Audience: V, T | Level: 1, 2
Every clinician awaits the day when he or she can pass on their own clinical pearls to the next generation. As for this presenter, that delay took close to 25 years; finally after so many mistakes, the "eureka!" moment arrived. This two-part presentation will be chock full of information that attendees can put to use at the clinic the very next day.

653–654 10:30 – 11:30 a.m.; 1 – 2 p.m.

Pictures Worth 1,000 Words*Michael Schaer, DVM, DACVIM (SAIM), DACVECC*

Audience: V, T | Level: 1, 2
This purely visual presentation is designed for the last day of a meeting when most of the attendees' neurons are already saturated with heavy-duty knowledge. In this two-part session, attendees will view a plethora of images, each of which aims to leave a lasting impression. The goal is to plant a seed of knowledge, so that when you happen to confront the real-life picture, you will be all over it!

655-656 2:15 - 4:30 p.m.
Treat for the Treatable

Michael Schaer, DVM, DACVIM (SAIM), DACVECC

Audience: V, T | Level: 1, 2

The above statement constitutes one of the speaker's philosophical maxims that will be offered in this session. This two-part presentation will not only pertain to emergency medicine, but also to practice in general. These guiding statements are meant to help practitioners avoid the same mistakes the presenter has accumulated in his "bone pile" over the years, thus making the day-to-day practice of veterinary medicine more rewarding!

SHELTER ANIMAL

657 8 - 9 a.m.
Truth or Fiction: Analysis of Patterned Injuries in Animal Cruelty Cases

Melinda D. Merck, DVM

Audience: V, T | Level: 2, 3

Analysis of injuries on animals can be difficult for veterinarians and

IF YOU WORK AT AN ANIMAL SHELTER, WE WANT TO SEND YOU TO THE MVC FOR FREE.

Most shelters work hard to stretch limited funds to care for as many animals as possible—and little is left over for anything else, including education. Through support from the Ohio Animal Health Foundation, the MVC is able to offer scholarships to help offset these costs so shelter workers can gain valuable training.

Learn more on page 83 and apply online at www.mvcinfo.org/shelter by Dec. 20.

investigators. The analysis must include consideration of the crime scene, the alleged or known events surrounding the injuries, all statements provided, and the animal's environment. This lecture will present case examples of unusual and unique patterned injuries, highlighting the importance of considering investigation information when analyzing injuries, applying veterinary knowledge, and determining accidental versus non-accidental causes. Attendees will also learn how to determine the weapon used, based on the injury pattern.

658 9:15 - 10:15 a.m.
Veterinary Analysis of Video Evidence: An Important Role of the Veterinarian

Melinda D. Merck, DVM

Audience: V, T | Level: 2, 3

The veterinarian plays an important role in the analysis of evidence related to animal cruelty investigations. Such cases may be pursued based on electronic evidence, including videos and photographs found on a computer, security camera footage, recorded interviews with defendants and witnesses, and social media posts. This lecture will present legal cases in which a veterinary perspective on video evidence of animal cruelty was critical.

659 10:30 - 11:30 a.m.
Mystery Theater: Solve the Animal Cruelty Case

Melinda D. Merck, DVM

Audience: V, T | Level: 2, 3

This session will be an interactive presentation of animal cruelty cases highlighting the role of the veterinarian as part of the investigation team. The focus will include recognition of evidence, interpretation of the scene and investigation findings, forensic testing,

analysis of findings from animal examinations, and test results.

STAFF DEVELOPMENT

660 8 - 9 a.m.
The Path to Vibrant Teams: An Actionable Path to a Rockstar Team and Culture

Amy VanDeWater

Audience: V, T, MO, HS | Level: 1

Where is your team now, and where do you want it to be? This session will offer a structured approach to building a vibrant and highly engaged team and culture, one strategic step at a time. Attendees will leave knowing exactly how to get where they want to go!

661 9:15 - 10:15 a.m.
The Voices in Our Head: Meet the Wily Cast of Characters We Hang with Each Day

Amy VanDeWater

Audience: V, T, MO, HS, SS | Level: 1

Internal chatter about clients, coworkers, and our team directly impacts our ability to connect with clients and advocate for pets. In this session, attendees will meet the memorable characters who occupy our thoughts each day and learn how they either support or sabotage our goals of providing our patients with the best care and maximizing our own fulfillment.

662 10:30 - 11:30 a.m.
The Secret Formula of Life: Listening for Molly and Gagging the Rest

Amy VanDeWater

Audience: V, T, MO, HS, SS | Level: 1

What's the secret to managing our expectations, attitudes, and stress (not to mention the voices in our heads)? This

session will explore ways to maximize our impact on client experiences, pet outcomes, and personal fulfillment.

663 1–2 p.m.
The Connection: The Why and How of Building Trust and Influence

Amy VanDeWater

Audience: V, T, MO, HS | Level: 1

Do you want to build client trust, improve compliance, and increase your influence over patient care? Would you like to be able to tackle market challenges like online pharmacies? Accomplishing these goals requires a commitment from each staff member to build strong connections at every touchpoint. This session will delve into how you can build trust and increase your influence by fostering positive work relationships.

664 2:15–3:15 p.m.
Tapping In: Building Empathy, Even When It's Incredibly Tough

Amy VanDeWater

Audience: V, T, MO, HS | Level: 1

Empathy drives connection, which fosters trust and influence. Sometimes, however, conveying empathy to clients and team members can be challenging. This session will discuss how to dig deep for empathy in the most difficult situations, and how to manage that empathy to avert the onset of compassion fatigue.

665 3:30–4:30 p.m.
Row, Row, Row Your Boat... Together and with Equal Effort!

Amy VanDeWater

Audience: V, T, MO, HS | Level: 1

In a rowboat, each rower's performance directly impacts the direction the boat takes and how smooth the ride is. Even one person not paddling can

take the boat off course, forcing others to paddle harder to compensate. The same is true of your practice. In this session, the presenter will discuss actionable management strategies and how to execute them to increase employee engagement and teamwork.

TECHNICIAN

666 8–9 a.m.
Small Animal Immunology and Vaccination

Liza Wysong Rudolph, BAS, RVT, VTS (CP, SAIM)

Audience: T, HS, SS | Level: 2

This lecture will cover the immunological foundation of vaccination and how it relates to small animal medicine.

Current evidence-based recommendations will be discussed, followed by a vaccine myth-busting session.

667 9:15–10:15 a.m.
IMHA for the Veterinary Technician

Liza Wysong Rudolph, BAS, RVT, VTS (CP, SAIM)

Audience: T | Level: 2

This session will discuss the presentation, diagnosis, treatment, and prognosis of immune-mediated hemolytic anemia (IMHA). The speaker will focus on the veterinary technician's role in these cases and the importance of owner education in successful treatment.

668 10:30–11:30 a.m.
Veterinary Technician Specialties: What Are They, and How Do I Get One?

Liza Wysong Rudolph, BAS, RVT, VTS (CP, SAIM)

Audience: T | Level: 1, 2, 3

This session will provide an overview of the Veterinary Technician Specialist

(VTS) designation—including qualifications, the application process, and exam preparation—as well as the benefits of obtaining one.

669 1–2 p.m.
Understanding Adrenal Disease

Liza Wysong Rudolph, BAS, RVT, VTS (CP, SAIM)

Audience: T | Level: 2, 3

This session will discuss hyperadrenocorticism and hypoadrenocorticism, including a breakdown of diagnostic testing and how it relates to patient diagnosis and ongoing treatment.

670 2:15–3:15 p.m.
Diabetes Mellitus

Liza Wysong Rudolph, BAS, RVT, VTS (CP, SAIM)

Audience: T | Level: 2, 3

Diabetes mellitus is a relatively common endocrinopathy that occurs in both dogs and cats. The management of the diabetic patient is individualized and requires an understanding of the pathophysiology itself, as well as the necessity of frequent reassessment, open client communication and education, and clearly defined goals for the pet's treatment plan. This session will discuss the veterinary technician's integral role in successful diabetic patient management.

671 3:30–4:30 p.m.
The ABC of DKA

Liza Wysong Rudolph, BAS, RVT, VTS (CP, SAIM)

Audience: T | Level: 2, 3

The prognosis in diabetic ketoacidosis (DKA) patients is often guarded and usually includes a relatively long inpatient treatment protocol followed by periodic evaluations after discharge. Under these circumstances, client education is extremely important.

Good quality of life is possible, but it requires extra effort from all parties. This session will discuss the important role of the veterinary technician, with emphasis on inpatient nursing care and guiding the diabetic pet owner through these uncharted waters.

The Ohio Veterinary Medical Association is pleased to provide a comprehensive educational program at the Midwest Veterinary Conference. However, please be aware that OVMA does not endorse and cannot be responsible for speakers' content.

HANDS-ON LABS

D

8:30 – 11:30 a.m.

Hematology and Cytology: Magnify Your Diagnostic Skills

Arthur Rick Alleman, DVM, Ph.D., DABVP, DACVP and Maxey L. Wellman, DVM, M.S., Ph.D., DACVP (Clinical Pathology)

Audience: V | Level: 2, 3 | CE: 3 hours | Max capacity: 40 | Pre-Reqs: Familiarity with microscopy in the evaluation of blood smears and cytology slides. | Fee: \$195

Blood smears and cytology slides from interesting and classic cases will be reviewed using a videomicroscope. Common mistakes in slide preparation and evaluation will be discussed. Key features for the diagnosis of common hematologic abnormalities and lesions for which cytology can be helpful will be reviewed in the context of providing optimal patient care.



GO BEYOND YOUR DVM

Explore our accelerated AVMA¹ accredited Doctor of Veterinary Medicine program or one of our graduate programs.

-  DOCTOR OF VETERINARY MEDICINE
-  CERTIFICATE IN ONE HEALTH
-  MASTER OF SCIENCE BY COURSEWORK IN ONE HEALTH
-  MASTER OF SCIENCE BY RESEARCH
-  PHD BY RESEARCH

Ross Vet is committed to research, because we know it's through discovery that we shape the world of tomorrow. Using a One Health trans-disciplinary approach, Ross Vet celebrates our unique location in the Caribbean, structure, and diversity to foster intellectual curiosity, and deliver scholarly research that is reputable, relevant, and rewarded.

**Stop by booth #406 to learn more!
veterinary.rossu.edu**



ROSS UNIVERSITY
SCHOOL OF VETERINARY MEDICINE

¹ Ross University School of Veterinary Medicine's DVM degree program is accredited by the American Veterinary Medical Association Council on Education (AVMA COE). 1931 N. Meacham Road, Suite 100, Schaumburg, IL 60173 | Tel: 800.248.2862 | Email: MMaresh@avma.org. © 2019 Ross University School of Veterinary Medicine. All rights reserved. One Health program availability varies by location.



2020 SPEAKERS

ANIMAL ABUSE

Diane Balkin, J.D.
Animal Legal Defense Fund
Denver, Colo.

Melinda D. Merck, DVM
Veterinary Forensics Consulting
Austin, Texas

Emily Walz, DVM, DACVPM
Boston, Mass.

ANIMAL BEHAVIOR

Emma K. Grigg, M.A., Ph.D., CAAB
University of California, Davis
Davis, Calif.

M. Leanne Lilly, DVM
The Ohio State University
Columbus, Ohio

Katherine E. Pankratz, DVM, DACVB
North Carolina State University
Raleigh, N.C.

AQUACULTURE

Stephen A. Smith, DVM, Ph.D.
Virginia-Maryland College of
Veterinary Medicine
Blacksburg, Va.

EQUINE

Gary M. Baxter, VMD, M.S., DACVS
University of Georgia
Athens, Ga.

Teresa Ann Burns, DVM, Ph.D., DACVIM
The Ohio State University
Columbus, Ohio

Michelle Coleman, DVM, Ph.D., DACVIM
Texas A&M University
College Station, Texas

Patrick M. McCue, DVM, Ph.D., DACT
Colorado State University
Fort Collins, Colo.

FOOD ANIMAL

Andrew S. Bowman, M.S., DVM, Ph.D., DACVPM
The Ohio State University
Columbus, Ohio

Corrie C. Brown, DVM, Ph.D., DACVP
University of Georgia
Athens, Ga.

Joao H.C. Costa, Ph.D.
University of Kentucky
Lexington, Ky.

Tony M. Forshey, DVM
Ohio Department of Agriculture
Reynoldsburg, Ohio

Elizabeth R. Homerosky, DVM, M.Sc., DABVP
Veterinary Agri-Health Services Ltd.
Airdrie, Alberta, Canada

Geoffrey Lossie, DVM, M.S., DACPV
The Ohio State University
Columbus, Ohio

Pamela L. Ruegg, DVM, MPVM
Michigan State University
East Lansing, Mich.

HOLISTIC & INTEGRATIVE MEDICINE

Kris August, DVM, GDVWHM, CHPV
Harmony Housecalls
Ames, Iowa
Affiliation: Purple Moon Herbs and Studies

John J. Hanover, DVM
Young Living
Cary, Ill.

Amy M. Hayek, DVM, M.A., CVC, CVA
Animal Chiropractic Education Source
Meridian, Texas

Mitsie Vargas, DVM, M.S., CVA, FAAVA
Orchid Springs Animal Hospital
Winter Haven, Fla.

NATIONAL VETERINARY ACCREDITATION PROGRAM

Jamie L. Davis, DVM, M.S.
USDA, APHIS, Veterinary Services
Pickerington, Ohio

Karen Grube, DVM
USDA, APHIS, Veterinary Services
Pickerington, Ohio

Roger A. Krogwold, DVM, M.S., MPH, DACVPM
USDA, APHIS, Veterinary Services
Pickerington, Ohio

Susan M. Skorupski, M.S., DVM
USDA, APHIS, Veterinary Services
Pickerington, Ohio

Roberta L. White, AHT/AIC
USDA, APHIS, Veterinary Services
Pickerington, Ohio

Steven R. Wilden, DVM
USDA, APHIS, Veterinary Services
Pickerington, Ohio

PET ANIMAL

Arthur Rick Alleman, DVM, Ph.D., DABVP, DACVP
Lighthouse Veterinary Consultants
Baton Rouge, La.

John D. Bonagura, M.S., DVM, DACVIM (Cardiology, SAIM)
North Carolina State University
Raleigh, N.C.

Laurie Cook, DVM, DACVIM (Neurology)
The Ohio State University
Columbus, Ohio

Edward Cooper, VMD, M.S., DACVECC
The Ohio State University
Columbus, Ohio

Valerie A. Fadok, DVM, Ph.D., DACVD
Zoetis
Bellaire, Texas

Richard B. Ford, DVM, M.S., DACVIM, DACVPM
North Carolina State University
Raleigh, N.C.

2020 SPEAKERS

Lorrie Gaschen, DVM, Ph.D., Dr.med.vet., DECVDI

Louisiana State University
Baton Rouge, La.

Jennifer E. Graham, DVM, DABVP (Avian / Exotic Companion Mammal), DACZM

Tufts University
Shrewsbury, Mass.

Patty A. Lathan, VMD, M.S., DACVIM

Mississippi State University
Starkville, Miss.

Jonathan A. Lidbury, BVMS, MRCVS, Ph.D., DACVIM, DECVM-CA

Texas A&M University
College Station, Texas

Nora S. Matthews, DVM, DACVA

Texas A&M University
Freeville, N.Y.

Sarah Moore, DVM, DACVIM (Neurology)

The Ohio State University
Columbus, Ohio

Robert J. Munger, DVM, DACVO

Animal Ophthalmology Clinic. Inc.
Dallas, Texas

Daniel D. Smeak, DVM, DACVS

Colorado State University
Fort Collins, Colo.

Shelly L. Vaden, DVM, Ph.D., DACVIM

North Carolina State University
Apex, N.C.

Mary Krakowski Volker, DVM, DAVDC

Animal Dental Center
Alachua, Fla.

Maxey L. Wellman, DVM, M.S., Ph.D., DACVP (Clinical Pathology)

The Ohio State University
Columbus, Ohio

Tina Wismer, DVM, M.S., DABVT, DABT

ASPCA Animal Poison Control Center
Monticello, Ill.

MVC EDUCATION COMMITTEES

Education Committee Chair: Dr. Greg Hass

Animal Abuse & Shelter Animal

- Dr. Laura Advent
- Ms. Rachel Finney
- Dr. Robert Fisher
- Dr. Audra Hanthorn
- Dr. Michelle Harcha
- Ms. Sharon Harvey
- Dr. Deborah Johnson
- Dr. Melissa Kauffman
- Dr. Allison Lash*
- Dr. Warren Maurer
- Ms. Joelle Nielsen
- Dr. Laurie Millward
- Ms. Megan Newkirk
- Dr. Jeanette O'Quin
- Dr. Megan Volpe
- Dr. Amy Wolfgang
- Mr. H. Dwayne Young, Jr.
- Dr. Taylor Yurick

Animal Behavior

- Dr. Susan Barrett
- Dr. Elizabeth Feltes
- Dr. Meghan Herron*
- Dr. Andrea Miller
- Dr. Laurie Schulze
- Ms. Tracy Shreyer
- Dr. Allison Shull

Aquaculture, Food Animal, & Small Ruminants

- Dr. Randy Bond
- Dr. Andrew Bowman
- Dr. Leah Dorman
- Dr. Brandon Forshey
- Dr. Eric Gordon*
- Dr. Keirsten Harris
- Dr. Bethany Heitkamp
- Dr. Y. Saif
- Dr. Amanda Wagner*
- Dr. Alissa Wilhelm
- Dr. Ellen Yoakam

Equine

- Dr. Jill Dentel*
- Dr. Greg Hass
- Dr. Ray Hephner
- Dr. Paul Masters
- Dr. Eric Schroeder
- Dr. Daniel Stradley
- Dr. Bimbo Welker*
- Dr. Jonathan Yardley

Holistic & Integrative Medicine

- Dr. Ann Bancroft
- Dr. Debbie Decker
- Dr. Brett Ellis
- Dr. Jon Ellis
- Dr. Carol Gifford
- Dr. Donn Griffith
- Dr. Jamie Klement
- Dr. Kriston Sherman
- Dr. Neal Sivula*
- Dr. Karen Spracklen

Pet Animal

- Dr. Ellen Imhof-Matlock
- Dr. Cynthia Kidd
- Dr. Robert Knapp*
- Dr. Laurie Millward
- Dr. Georgina Newbold
- Dr. Symone Niesz-Ent
- Dr. Robert Sherding*
- Dr. Jessica Teague
- Dr. Anne Virtue
- Dr. Terah Webb

Practice Management & Staff Development

- Mr. Edward Fegan
- Dr. Robert Knapp
- Ms. Andrea Lukuch
- Dr. Melvin Wenger*

Public Health

- Dr. Jane Battig
- Dr. Amanda Berrian
- Dr. Julie Bilchak
- Dr. Kathryn Campitelli
- Dr. John Gibbins
- Dr. Jeff Hayes
- Dr. William Hockman
- Dr. Roger Krogwold
- Dr. Mark Lehman
- Dr. Jeanette O'Quin
- Dr. Saba Osloobi
- Dr. Amber Singh*
- Dr. Kathleen Smith

Technician

- Dr. Angela Beal*
- Ms. Courtney Beiter*
- Ms. Mackenzie Engel
- Ms. Kelly Fannin
- Ms. Vonda Fichera
- Ms. Kristina Houllis-Burd
- Ms. Kimberly Myers
- Ms. Christie Myers
- Ms. Vicki Riley

Wellness

- Ms. Annie Abraham
- Dr. Brandt Athey
- Ms. Erica Blanford
- Dr. Kenneth Brunson
- Dr. Carol Gifford
- Dr. Michelle Harcha
- Dr. Karen Heinzerling
- Dr. Kathryn Hogan
- Dr. Ryan Jennings
- Dr. Tim Kolb*
- Dr. Amber Kostelansky
- Dr. Jessica Pizzulli
- Dr. Eric Schroeder

*Subcommittee chair

PRACTICE MANAGEMENT

Jack R. Advent, CAE

Ohio Veterinary Medical Association
Powell, Ohio

Dawn G. Burdette

Zebral Consulting LLC
Taylorsville, Ky.

Kelly L. Cronin, VTS ECC, CVT

Success Strategies Veterinary
Consulting
Milwaukee, Wis.

Edward J. Guiducci, J.D.

Guiducci & Guiducci, P.C.
Arvada, Colo.

Cynthia D. Kidd, DVM

Ohio Veterinary Medical Licensing Board
Columbus, Ohio

Danielle K. Lambert

Snout School
Huntington Beach, Calif.

Adam Little, DVM

GoFetch Health
Vancouver, B.C., Canada

Kimberly A. Riker-Brown, DVM

Shoreland Animal Hospital
Toledo, Ohio

Philip J. Seibert, CVT

Safety Vet
Calhoun, Tenn.

Aaron Smiley, DVM

Medici
Noblesville, Ind.

Denise L. Tumblin, CPA

WTA Veterinary Consultants
Upper Arlington, Ohio

PUBLIC HEALTH

Tony M. Forshey, DVM

Ohio Department of Agriculture
Reynoldsburg, Ohio

Leeanne C. Garrett, B.A., LATg

Ohio Department of Health
Reynoldsburg, Ohio

John D. Gibbins, DVM, MPH

National Institute for Occupational
Safety and Health
Loveland, Ohio

*Affiliation: Centers for Disease Control
and Prevention*

Vanessa L. Hale, MAT, DVM, Ph.D.

The Ohio State University
Columbus, Ohio

**Brian H. Herrin, DVM, Ph.D., DACVM
(Parasitology)**

Kansas State University
Manhattan, Kan.

Randall Junge, DVM

The Columbus Zoo and Aquarium
Powell, Ohio

Kimberly D. Machesky, MPH

Ohio Department of Health
Columbus, Ohio

Antoinette E. Marsh, J.D., M.S., Ph.D.

The Ohio State University
Columbus, Ohio

Macon Z. Overcast, B.A., B.S.

Columbus, Ohio

Paola Rullan Oliver, MPH

Columbus, Ohio

William E. Sander, DVM, MPH, DACVPM

University of Illinois
Urbana, Ill.

Amber Singh, DVM, MPH

Ohio Department of Health
Columbus, Ohio

Susan M. Skorupski, M.S., DVM

USDA, APHIS, Veterinary Services
Pickerington, Ohio

Dennis Summers, DVM

Ohio Department of Agriculture
Reynoldsburg, Ohio

Christine M. Szablewski, DVM, MPH

Centers for Disease Control and
Prevention
Brookhaven, Ga.

*Affiliation: Georgia Department of
Public Health*

RECENT GRADS &
GENERAL PRACTICE**Michael Schaer, DVM, DACVIM (SAIM),
DACVECC**

University of Florida
Gainesville, Fla.

SHELTER ANIMAL

Jennifer A. Blough, LPC, CPLGRS, CCFT

Deepwater Counseling
New Boston, Mich.

**Kirstin N. Boddy, DVM, M.S., DACVIM
(Cardiology)**

MedVet Cleveland West
Brookpark, Ohio

**Brenda Griffin, DVM, M.S., DACVIM
(SAIM), DABVP (SMP)**

University of Florida
Gainesville, Fla.

Sharon Harvey, M.A.

Cleveland APL
Cleveland, Ohio

J. Jeffrey Holland, Esq.

Holland & Muriden
Sharon Center, Ohio

Melinda D. Merck, DVM

Veterinary Forensics Consulting
Austin, Texas

Jessica L. Scott

Columbus Humane
Grove City, Ohio

Emily Walz, DVM, DACVPM

Boston, Mass.

SMALL RUMINANTS

Corrie C. Brown, DVM, Ph.D., DACVP

University of Georgia
Athens, Ga.

Brandon S. Forshey, M.S., DVM

The University of Findlay
Morral, Ohio

Jeff R. Hayes, DVM, M.S.

Ohio Department of Agriculture
Reynoldsburg, Ohio

Joseph W. Lozier, DVM, M.S.

The Ohio State University
Columbus, Ohio

Mark A. Lyons, DVM, DACVPM

USDA, APHIS, Veterinary Services
Pickerington, Ohio

Joan Dean Rowe, DVM, MPVM, Ph.D.

University of California, Davis
Davis, Calif.

Pamela L. Ruegg, DVM, MPVM

Michigan State University
East Lansing, Mich.

STAFF
DEVELOPMENT**Karlene B. Belyea, MBA**

Mission Veterinary Partners
Novi, Mich.

Mia Cary, DVM

Cary Consulting
Greensboro, N.C.

Amy VanDeWater

Glue Veterinary Coaching
Sugar Grove, Ohio

TECHNICIAN

Molly J. Cripe Birt, B.S., RVT, VTS-EVN
Purdue University
West Lafayette, Ind.

Eric M. Green, DVM, DACVR (Radiology & Radiation Oncology)
The Ohio State University
Columbus, Ohio

Tabitha Kucera, RVT, CCBC, KPA-CTP
Wickliffe, Ohio

Amy N. Newfield, CVT, VTS (ECC)
BluePearl
Upton, Mass.

Heidi Reuss-Lamky, LVT, VTS (Anesthesia/Analgesia, Surgery), FFCP
Oakland Veterinary Services
Clinton Township, Mich.

Liza Wysong Rudolph, BAS, RVT, VTS (CP, SAIM)

East Coast Veterinary Education
Aberdeen, Md.
Affiliation: Zoetis

Tina Wismer, DVM, M.S., DABVT, DABT
ASPCA Animal Poison Control Center
Monticello, Ill.

Ann E. Wortinger, BIS, LVT, VTS (ECC, SAIM, Nutrition), FFCP
4 Cats Consulting
Belleville, Mich.

WELLNESS

Elizabeth B. Strand, Ph.D., LCSW
University of Tennessee
Knoxville, Tenn.

HANDS-ON LABS & WORKSHOPS

Arthur Rick Alleman, DVM, Ph.D., DABVP, DACVP
Lighthouse Veterinary Consultants
Alachua, Fla.

Matthew T. Brokken, DVM, DACVS
The Ohio State University
Columbus, Ohio

Tabitha Kucera, RVT, CCBC, KPA-CTP
Wickliffe, Ohio

Mary Krakowski Volker, DVM, DAVDC
Animal Dental Center
Arnold, Md.

Maxey L. Wellman, DVM, M.S., Ph.D., DACVP (Clinical Pathology)
The Ohio State University
Columbus, Ohio

Jonathan A. Yardley, DVM
The Ohio State University
Columbus, Ohio

Gard them for life.



Heartgard[®] Plus
(ivermectin/pyrantel)

NexGard[®]
(afoxolaner) Chewables

HEARTGARD Plus is approved for puppies at 6 weeks. NexGard is approved for puppies at 8 weeks weighing 4 lbs or more.

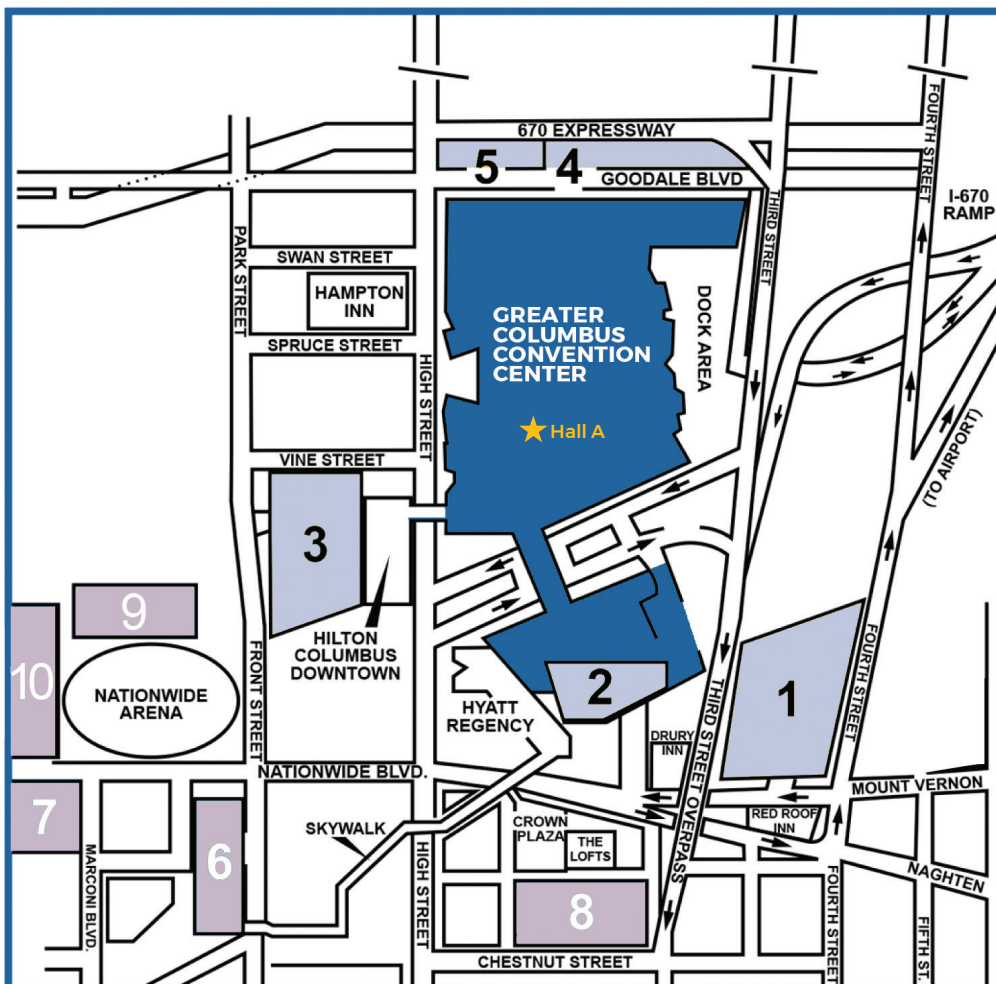


HEARTGARD[®] and the Dog & Hand logo[®] are registered trademarks of Boehringer Ingelheim Animal Health USA Inc. NEXGARD[®] is a registered trademark of the Boehringer Ingelheim Group. ©2019 Boehringer Ingelheim Animal Health USA, Inc., Duluth, GA. All rights reserved. PET-1078-GEN0119.



PROPERTY	ADDRESS	NIGHTLY RATE ¹	PHONE ²	CODE	CLOSE ³
Hyatt Regency Headquarters	350 N. High St. Columbus, Ohio 43215	Single: \$175 • Double: \$185 Triple: \$195 • Quad: \$205	888-421-1442	VM20	01 22 20
Crowne Plaza Connected to GCCC	33 E. Nationwide Blvd Columbus, Ohio 43215	Single: \$185 • Double: \$195 Triple: \$205 • Quad: \$215	877-283-1700	AB2	01 29 20
Drury Inn & Suites Connected to GCCC	88 E. Nationwide Blvd. Columbus, Ohio 43215	Single/Double: from \$144 Triple/Quad: from \$154	800-325-0720	2337287	01 17 20
Hampton Inn Across from GCCC	501 N. High St. Columbus Ohio 43215	Single: \$154 • Double: \$164	614-559-2000	OVM	01 21 20
Red Roof Inn One block from Hyatt	111 E. Nationwide Blvd. Columbus, Ohio 43215	Single/Double: \$123	614-224-6539	OVMA 2020	02 01 20
Staybridge Suites 6 miles from GCCC⁴	3121 Olentangy River Rd. Columbus, Ohio 43202	Single/Double: \$139.99	614-262-6900	Ohio Vet Conference	01 20 20
Holiday Inn Express 6 miles from GCCC⁴	3045 Olentangy River Rd. Columbus, Ohio 43202	Single/Double: \$139.99	614-447-1212	Ohio Vet Conference	01 20 20

1. Rates do not include current tax of 17.5% • 2. Or book online at www.mvcinfo.org/travel • 3. Or until sold out. Visit MVC website for overflow hotels. • 4. Shuttle available within 2-mile radius of hotel; no shuttle to GCCC.



GCCC PARKING

- 1. East Surface Lot**
80 E. Nationwide Blvd.
Close to Red Roof Inn, Crowne Plaza, and Drury Inn
- 2. South Garage**
88 E. Nationwide Blvd.
Attached to Hyatt/GCCC; sky bridge to Drury Inn, Crown Plaza
- 3. Vine Street Garage**
45 Vine St.
Connected to Hilton
- 4. Goodale Street Garage**
70 E. Goodale St.
Across from GCCC
- 5. North Surface Lot**
50 E. Goodale St.
Across from GCCC

NATIONWIDE & ARENA GARAGES

- 6. 44 E Chestnut St.**
Sky bridge to Hyatt and Crowne Plaza
- 7. 245 Marconi Blvd.**
- 8. 285 N. Front St.**
- 9. 438 Brodbelt Lane**
- 10. 355 John H McConnell Blvd.**

Visit www.parkingpanda.com to reserve and pay for parking in advance.

GENERAL DETAILS

Where does the MVC take place?

The MVC at the Greater Columbus Convention Center, Hall A (400 N. High St., Columbus, Ohio 43215) and the Hyatt Regency Hotel (350 N. High St.).

What is the dress code?

Attire for the MVC is business casual. You may wish to dress in layers, as meeting room temperatures vary.

Can I bring my pets?

Health codes prohibit pets on site. In keeping with the law, only service animals are permitted.

I require special assistance under the Americans With Disabilities Act. How do I make this request?

Simply list your needs in the “ADA Accommodations” field of the paper or online registration form. Requests should be made no later than Feb. 7, 2020.

Can I purchase session recordings?

No, the MVC does not audio or video record educational sessions, but most speakers provide supplementary content for attendees. See the Conference Proceedings (available Feb. 1, 2020) for these materials.

Is rabies titer testing available?

Yes, attendees may get their titers tested on Friday (10:30–2) or Saturday (10:30–4) for a cost of \$75 (rabies antibody screen) or \$95 (rabies antibody endpoint testing). Accepted payments include cash, credit card, or check made payable to ARCpoint Labs. Results will be mailed directly to individual attendees within three to four weeks. Please note, the MVC does not offer vaccinations.

Are meals or refreshments served?

The MVC offers complimentary beverages in the Exhibit Hall and outside session rooms. Attendees may also purchase food in the Exhibit Hall during the two-hour midday break or from a number of other on-site and nearby restaurants.

CONTINUING EDUCATION

How many hours of CE can I earn?

A maximum of 26 hours can be earned at the 2020 MVC:

- Thursday – up to 7 hours
- Friday – up to 7 hours
- Saturday – up to 6 hours
- Sunday – up to 6 hours

Are the MVC’s sessions approved for continuing education credit?

All sessions and labs are approved for CE credit by the Ohio Veterinary Medical Licensing Board, and almost all other states recognize this approval.

How can I obtain a CE certificate?

You will be able to print your own certificate of attendance on site and/or by logging in to your online account after the MVC.

Can I get my CE certificate signed?

If your state requires verification by the hosting organization (*check with your state’s licensing board; Ohio does not*), present your certificate to an OVMA staff member on site for signature.

How can I keep track of my sessions?

- Select sessions during registration;
- Add sessions to your personal schedule in the MVC mobile app; and/or
- Fill out the CE record form in the On-Site Program.

EXHIBIT HALL

Can I bring an unregistered guest with me into the Exhibit Hall?

Yes, visitors may purchase Exhibit Hall-Only passes on site for \$20 per person per day. Children under 18 are free, but they still need a badge and must be accompanied by a guardian at all times.

What information can exhibitors obtain by scanning my badge?

Your name, individual type, company, mailing and email addresses, and phone number (if provided)—are encoded in the QR code on your badge.

What if I don’t want to share my information?

To keep your information private, simply decline to have your badge scanned.

See page 3 for more information on attendee badges.

Because we believe science never stops,
Merck Animal Health
WORKS.

Visit our booth at Midwest Veterinary Conference.

MERCK
 Animal Health
 The Science of Healthier Animals

Copyright © 2018 Intervet Inc., d/b/a Merck Animal Health, a subsidiary of Merck & Co. Inc. All rights reserved. US/COR/0118/0004

MOBILE APP

Special thanks to Silver Sponsor Merck Animal Health for its support of the MVC mobile app.

On what devices does the app work?

The app works on Apple and Android devices. You can also access it in a web browser on your smartphone, tablet, or computer.

When will the app be available? How do I download it?

The app is scheduled for release in early January. All registered attendees will receive an email invitation at that time, or you may search for “Midwest Veterinary Conference” in your phone’s app store.

I still have last year’s app installed on my device. Will I have to download a new app this year?

No, you can simply update the existing app with the the 2020 information. Instructions will be emailed to registered attendees when the app is released and are also available on the MVC website.

Do I have to log in?

You will not be able to access all of the app’s features (e.g., *personal schedules*) or attendees-only content (e.g., *session notes*) unless you log in. **Please use the SAME email address you registered with; otherwise the app won’t be able to identify you as an attendee.**

Can I use the app to connect with other attendees?

Yes, you may network with other app users, as long as their profiles and yours are set to public.

For more mobile app help, please visit www.mvcinfo.org/app.

SHELTER SCHOLARSHIP

Special thanks to Gold Sponsor Ohio Animal Health Foundation for supporting the Scholarship Program.

Who is eligible to apply?

Any animal care professional who works in an animal shelter, including:

- Veterinarians
- Technicians/nurses
- Staff and volunteers
- Dog wardens
- Animal control officers
- Humane society personnel
- Humane agents/investigators
- Rescue groups

Please note, students are not eligible to apply, as they are able to attend the MVC at a highly discounted rate.

What does the scholarship cover?

Each award covers the FULL registration of one individual. Be advised that you are responsible for covering any additional expenses, including travel-related costs.

How many scholarships can my shelter receive?

A shelter may apply for and be awarded a **maximum of two** awards.

How are scholarship awards determined?

Scholarships will be awarded based on need, application essay, and prior receipt of this award.

How do I apply, and when is the deadline?

Applications should be submitted via the MVC website at www.mvcinfo.org/shelter no later than **12 p.m. EST on Dec. 20, 2019**.

When will I find out if my shelter received an award?

Applicants will be notified via email on Jan. 2, 2020.

I don't want to miss Tier I discounted pricing. Should I register before the awards are announced, just in case I don't receive a scholarship?

No, please DO NOT register until after scholarships are awarded. If you do not receive a scholarship, we will provide a coupon code for online registration so you can take advantage of Tier I prices, even if the deadline has passed.

VOLUNTEERING

Special thanks to Supporting Sponsor Experience Columbus for providing volunteer raffle prizes.

Does the MVC need volunteers to help with the Conference?

Yes! The MVC staff needs registered attendees to serve as moderators for select sessions.

OVMA Members are also needed to act as short-term “mentors” to veterinary students at the Connection Corner luncheon on Friday.

Who can volunteer as a moderator?

All MVC attendees are invited to moderate **on the day(s) they are registered to attend**. Please note, you may not moderate on days you are not registered.

How do I volunteer?

Attendees may volunteer online **after completing their MVC registration**. Instructions and access information will be included in the registration confirmation email.

I’m an OVMA Member. How do I sign up for Connection Corner?

During online registration, add Connection Corner to your schedule on the session selection page. (It can be found under the Special Events category.) If you are registering by mail or fax, please contact event coordinator Krysten Bennett at kdb@ohiovma.org to sign up.

Visit www.mvcinfo.org/volunteer for additional information.

MORE QUESTIONS?

www.mvcinfo.org/FAQs
or info@mvcinfo.org



Ohio Veterinary Medical Association
Midwest Veterinary Conference
1472 Manning Parkway
Powell, Ohio 43065

PRESORT STD
US POSTAGE

PAID

COLUMBUS OHIO
PERMIT NO 1993



NEED TO GET IN TOUCH? FIND US HERE:

 www.mvcinfo.org

 info@mvcinfo.org

 800.662.6862

   @MVCinfo